

Prices - Apr-24

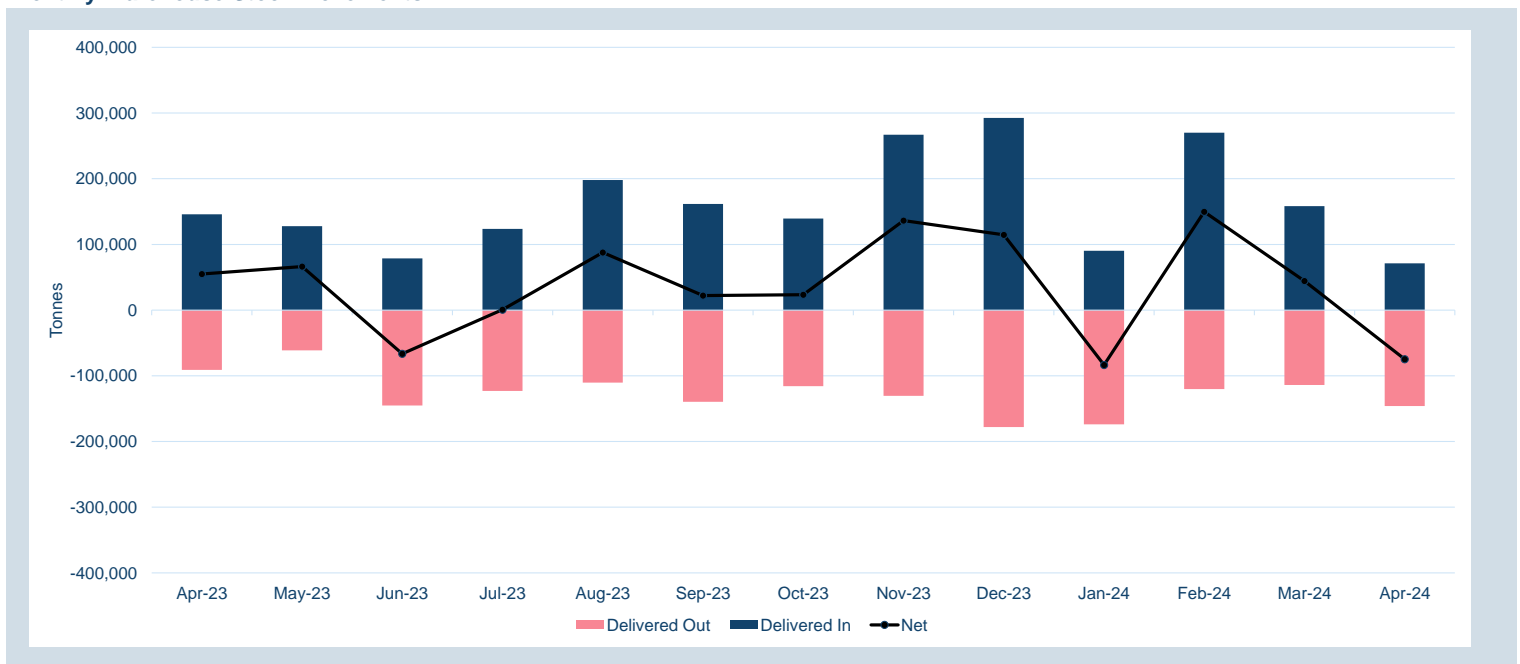
Contract	Official Cash Settlement Price				Official 3 Month Price			
	Average	Low	High	*M/M Change %	Average	Low	High	*M/M Change %
LME Aluminium	\$2,497.88	\$2,322.50	\$2,654.00	12.4%	\$2,526.40	\$2,363.00	\$2,660.50	11.3%
LME Aluminium Alloy	\$1,820.00	\$1,820.00	\$1,820.00	0.0%	\$1,820.00	\$1,820.00	\$1,820.00	0.0%
LME NASAAC	\$2,484.76	\$2,400.00	\$2,520.00	7.6%	\$2,484.76	\$2,400.00	\$2,520.00	7.6%
LME Copper	\$9,482.43	\$8,920.00	\$9,973.50	9.3%	\$9,596.07	\$9,024.00	\$10,071.00	9.3%
LME Lead	\$2,129.67	\$2,001.00	\$2,196.50	3.5%	\$2,163.14	\$2,035.00	\$2,232.00	4.1%
LME Nickel	\$18,173.81	\$16,870.00	\$19,180.00	4.3%	\$18,375.48	\$17,080.00	\$19,400.00	4.0%
LME Tin	\$31,844.76	\$27,845.00	\$35,685.00	16.0%	\$31,710.24	\$27,850.00	\$35,325.00	15.0%
LME Zinc	\$2,730.52	\$2,430.00	\$2,924.50	10.9%	\$2,755.19	\$2,485.00	\$2,931.50	10.0%
LME Cobalt	\$28,013.33	\$27,715.00	\$28,430.00	-0.9%	\$28,138.57	\$27,830.00	\$28,550.00	-1.4%

* Percentage change in average price from previous month

Warehouse stock movements (tonnes) - Apr-24

Contract	Delivered In	Delivered Out	Net	Closing
LME Aluminium	1,925	64,075	62,150	489,250
LME Aluminium Alloy	-	20	20	1,580
LME NASAAC	-	120	120	120
LME Copper	27,925	22,475	5,450	117,375
LME Lead	31,775	34,975	3,200	270,225
LME Nickel	6,894	6,144	750	78,522
LME Tin	1,115	875	240	4,825
LME Zinc	1,525	17,175	15,650	254,875
LME Cobalt	-	-	-	92
Total	71,159	145,859	74,700	1,216,864

Monthly Warehouse Stock Movements



© The London Metal Exchange - An HKE X Company. 10 Finsbury Square, London EC2A 1AJ

The information contained within this presentation is for illustrative and educational purposes only and should not be relied upon in making any investment decision. The past performance of any commodity, derivative or other product referred to in the presentation cannot be relied upon as a guide to its future performance. Whilst every effort has been made to ensure the information is up-to-date and correct, the LME cannot guarantee that it is completely accurate and free from human error. The information is published "as is" without any warranty of any kind, express or implied, as to accuracy of the information and the LME shall not be liable for any losses or damage that may result from use of the presentation as a consequence of any inaccuracies in, or any omissions from, the information which it may contain. The information may not be reproduced, distributed or transmitted to any other person or incorporated in any way into another publication or other material.

Volumes - Apr-24

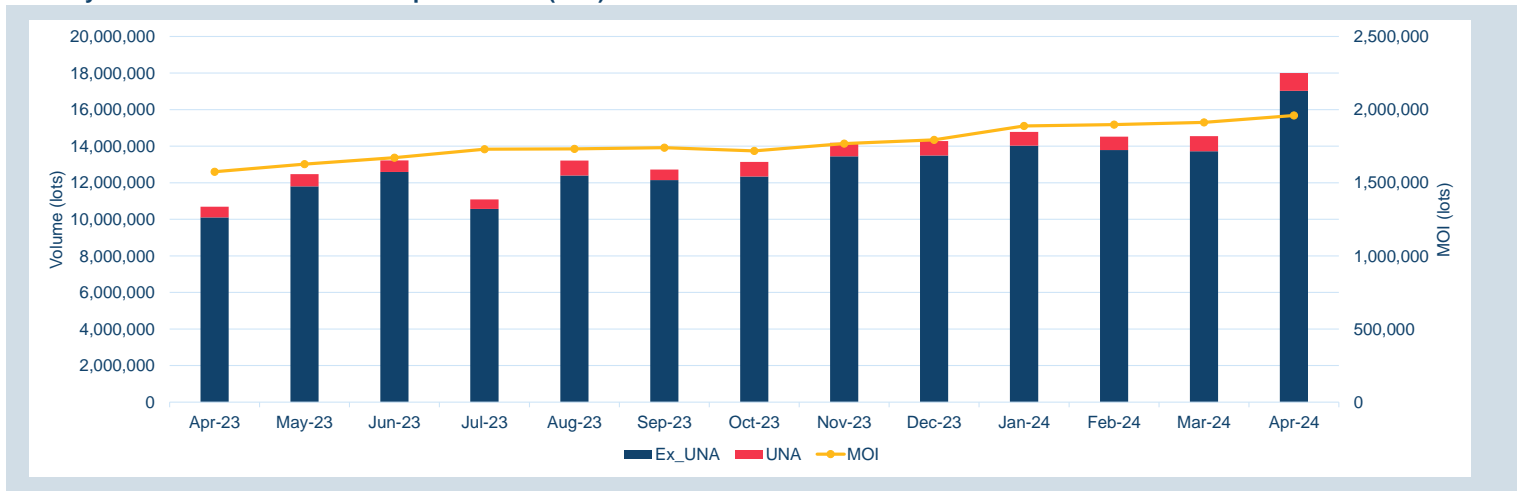
Contract	ADV (lots)	ADV Y/Y change % *	Volume Year to date (lots)	Tonnes Year to date (millions)	Futures Market Open Interest **
Non-ferrous metals (futures, traded options and TAPOs)					
LME Aluminium	345,830	29.9%	24,504,052	613	795,724
LME Aluminium Alloy	-	-	91	0	-
LME NASAAC	1	-	15	0	5
LME Copper	199,820	43.6%	14,051,270	351	422,308
LME Lead	81,243	53.0%	6,710,828	168	165,803
LME Nickel	77,599	101.7%	5,736,131	34	227,025
LME Tin	7,651	48.1%	559,283	3	22,756
LME Zinc	138,110	57.3%	9,816,490	245	286,831
LME M A Futures***	498	113.8%	26,657	1	8,890
LMEminis	-	-	-	-	-
LME Premiums					
LME Aluminium Premium Duty paid US Midwest (Platts)	-	-	-	-	290
LME Aluminium Premium Duty Paid European (Fastmarkets MB)	23	-12.5%	3,670	0	1,646
Minor Metals (futures)					
LME Cobalt	14	-	410	0	185
Ferrous (futures)					
LME Steel HRC FOB China (Argus)	36	-83.0%	7,642	0	1,028
LME Steel HRC N. America (Platts)	-	-	-	-	-
LME Steel Scrap CFR Turkey (Platts)	6,354	114.7%	434,316	4	25,727
LME Steel Scrap CFR India (Platts)	9	42.9%	225	0	28
LME Steel Rebar FOB Turkey (Platts)	99	-66.3%	11,310	0	1,555
LME Steel Scrap CFR Taiwan (Argus)	2	-8.2%	102	0	10
LME HRC NW Europe (Argus)	-	-	-	-	-
Precious (futures)					
LME Gold	-	-	-	-	-
Total	857,287	44.4%	61,862,492	1,420	1,959,811
Total (excl. UNA)	810,921				

*Percentage year-on-year change between current month and corresponding month in the previous year.

**Last trading day of month

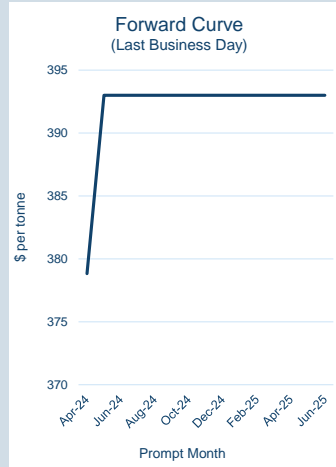
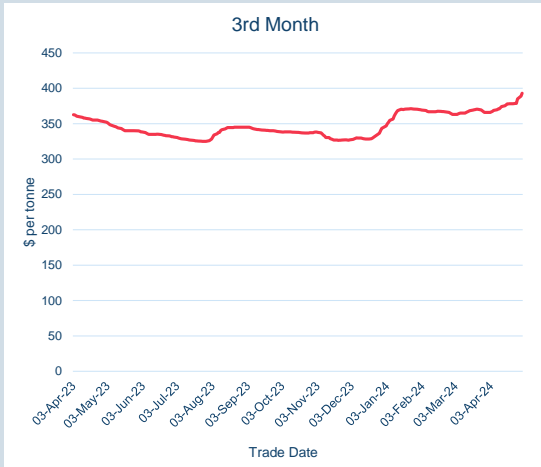
***LME Monthly Average Futures include contracts for aluminium, aluminium alloy, NASAAC, copper, nickel, lead, tin and zinc

Monthly Volumes & Futures Market Open Interest (MOI)



© The London Metal Exchange - An HKEX Company, 10 Finsbury Square, London EC2A 1AJ

The information contained within this presentation is for illustrative and educational purposes only and should not be relied upon in making any investment decision. The past performance of any commodity, derivative or other product referred to in the presentation cannot be relied upon as a guide to its future performance. Whilst every effort has been made to ensure the information is up-to-date and correct, the LME cannot guarantee that it is completely accurate and free from human error. The information is published "as is" without any warranty of any kind, express or implied, as to accuracy of the information and the LME shall not be liable for any losses or damage that may result from use of the presentation as a consequence of any inaccuracies in, or any omissions from, the information which it may contain. The information may not be reproduced, distributed or transmitted to any other person or incorporated in any way into another publication or other material.

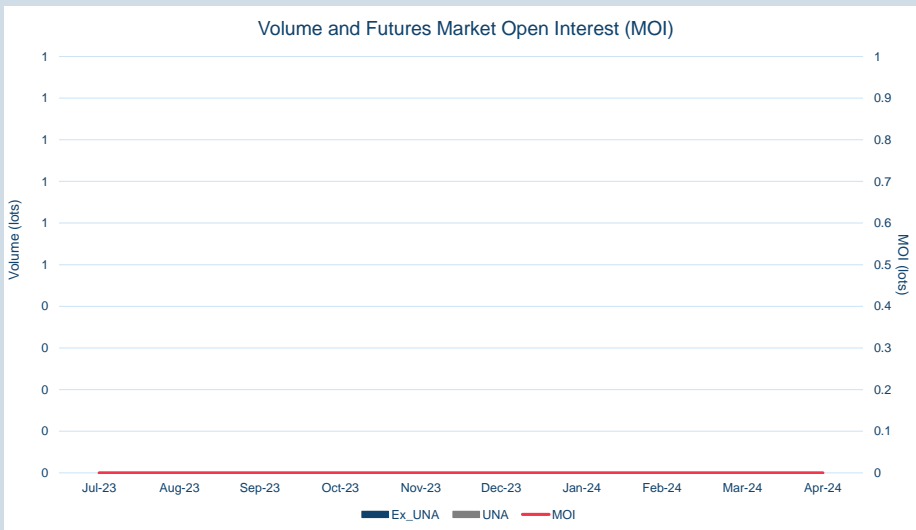


Front Month	
Average	\$374.04
Minimum	\$367.00
Maximum	\$378.83

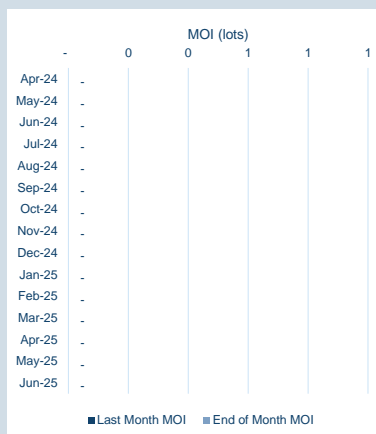
Volume (ex UNA) Apr-2024	
Lots	-

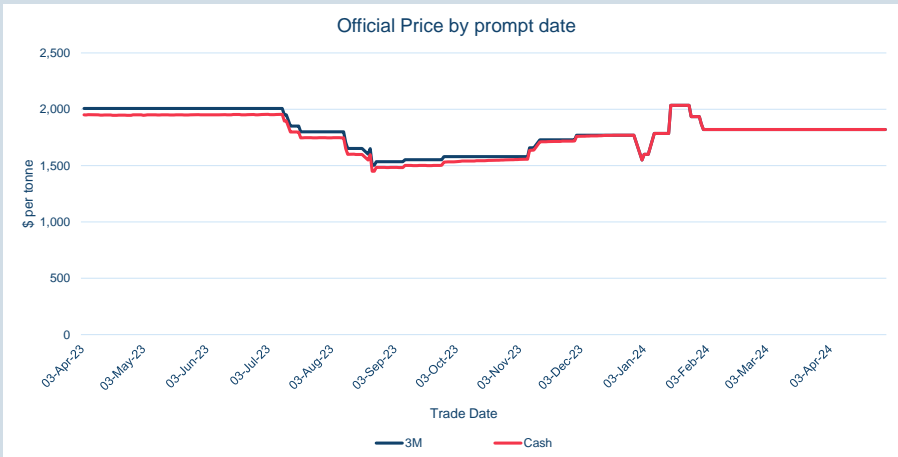
Volume (inc UNA) Apr-2024	
Lots	-
Tonnes	-

Volume Year To Date	
Lots	-
Tonnes	-



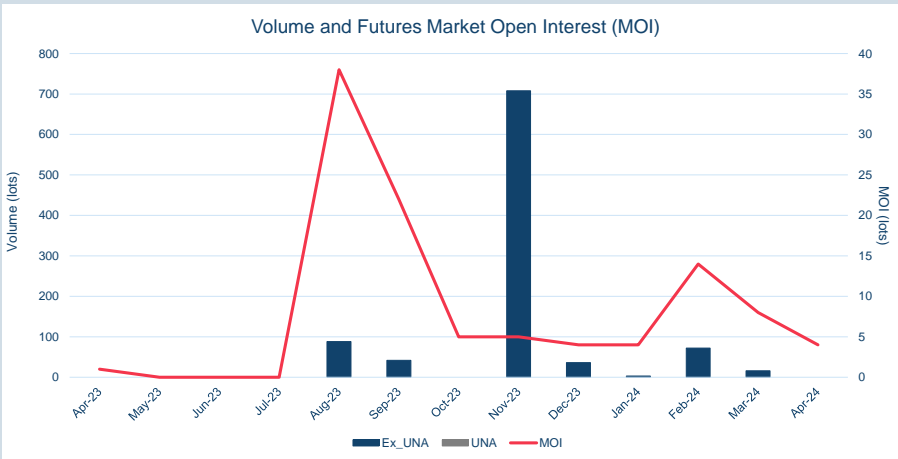
Prompt Month	End of Month - Daily Settlement	Volume (inc UNA)	End of Month - MOI
Apr-24	\$ 378.83	-	-
May-24	\$ 393.00	-	-
Jun-24	\$ 393.00	-	-
Jul-24	\$ 393.00	-	-
Aug-24	\$ 393.00	-	-
Sep-24	\$ 393.00	-	-
Oct-24	\$ 393.00	-	-
Nov-24	\$ 393.00	-	-
Dec-24	\$ 393.00	-	-
Jan-25	\$ 393.00	-	-
Feb-25	\$ 393.00	-	-
Mar-25	\$ 393.00	-	-
Apr-25	\$ 393.00	-	-
May-25	\$ 393.00	-	-
Jun-25	\$ 393.00	-	-





Cash	
Average	\$1,820.00
Minimum	\$1,820.00
Maximum	\$1,820.00

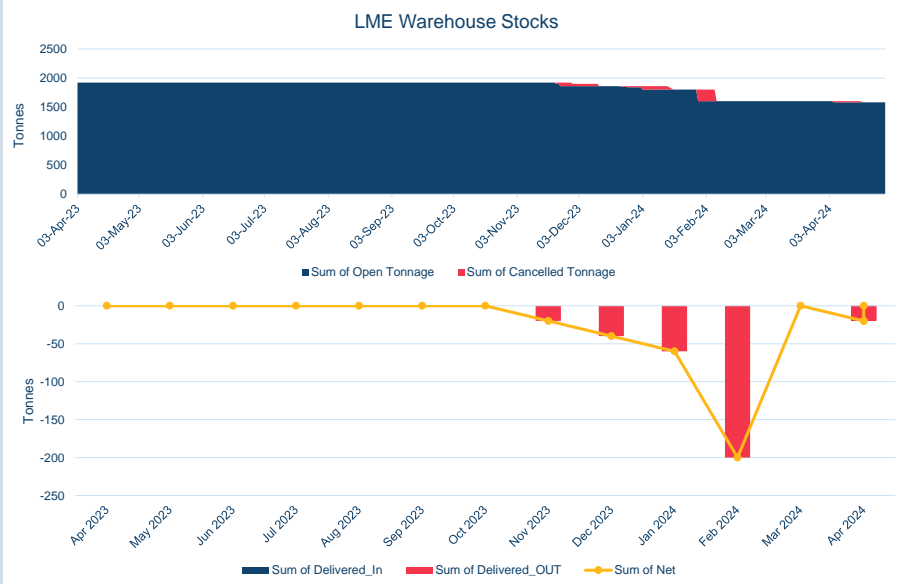
3M	
Average	\$1,820.00
Minimum	\$1,820.00
Maximum	\$1,820.00



Volume (ex UNA) Apr-2024	
Lots	-

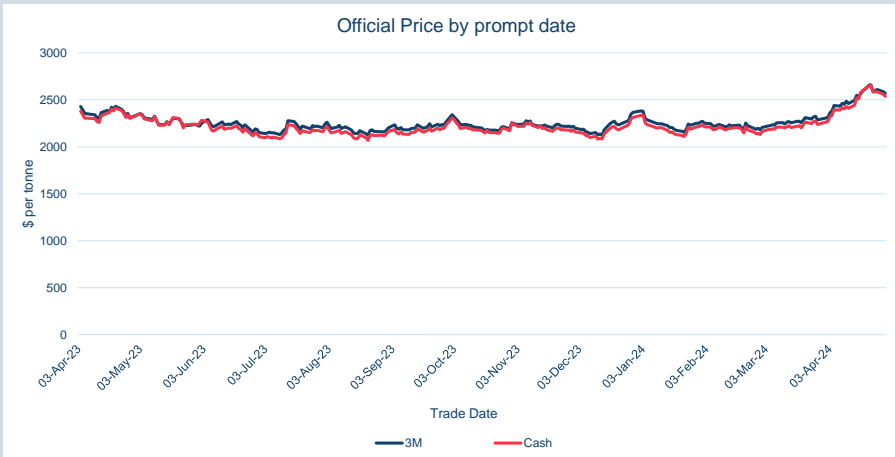
Volume (inc UNA) Apr-2024	
Lots	-
Tonnes	-

Volume Year To Date	
Lots	91
Tonnes	1,820



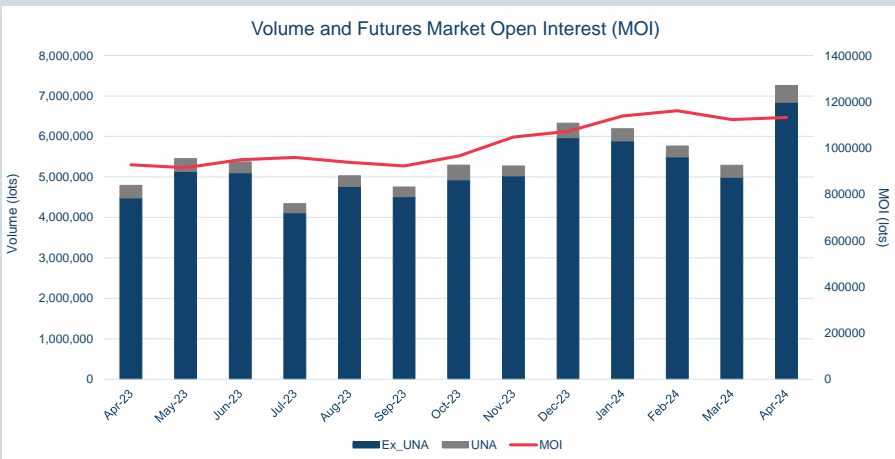
Warehouse Stock - Apr-24	
Delivered In	-
Delivered Out	- 20
Net	- 20

Warehouse Stock - Year to Date	
Delivered In	-
Delivered Out	- 280
Net	- 280



Cash	
Average	\$2,497.88
Minimum	\$2,322.50
Maximum	\$2,654.00

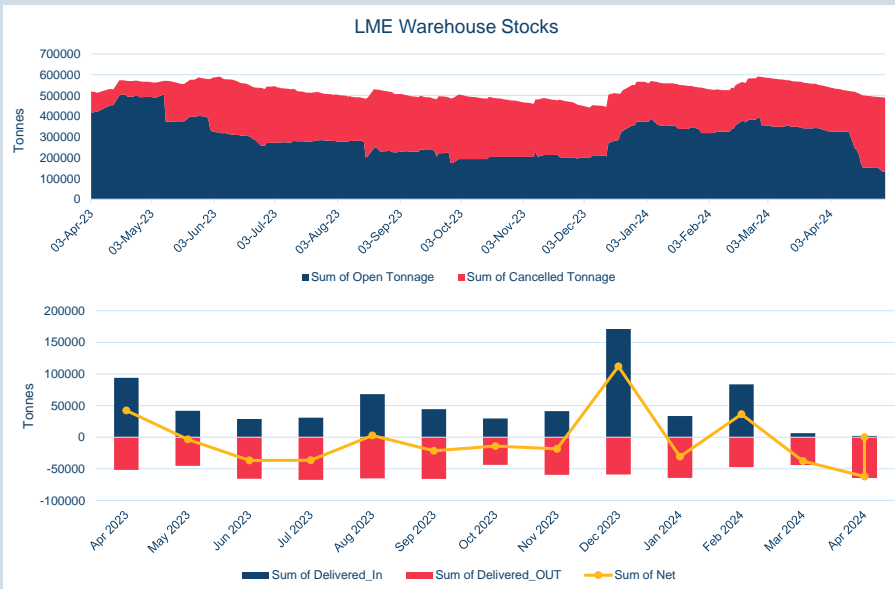
3M	
Average	\$2,526.40
Minimum	\$2,363.00
Maximum	\$2,660.50



Volume (ex UNA)	Apr-2024
Lots	6,846,917

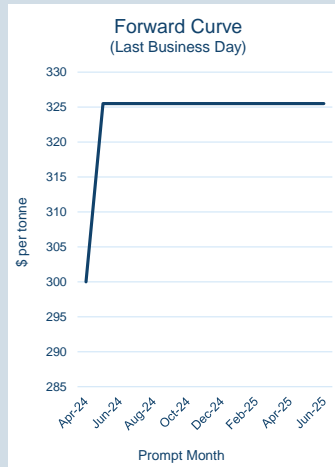
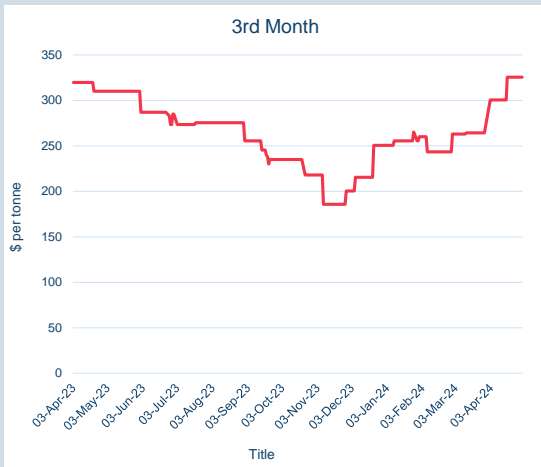
Volume (inc UNA)	Apr-2024
Lots	7,262,422
Tonnes	181,560,550

Volume	Year To Date
Lots	24,504,052
Tonnes	612,601,300



Warehouse Stock - Apr-24	
Delivered In	1,925
Delivered Out	- 64,075
Net	- 62,150

Warehouse Stock - Year To Date	
Delivered In	125,550
Delivered Out	- 219,825
Net	- 94,275

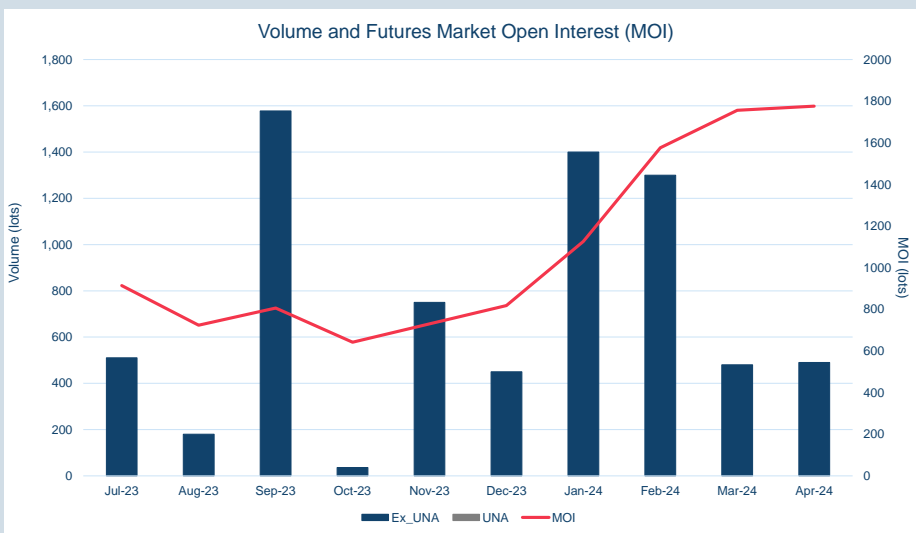


Front Month	
Average	\$292.98
Minimum	\$282.50
Maximum	\$300.00

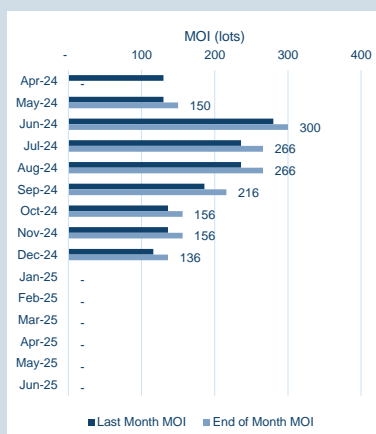
Volume (ex UNA) Apr-2024	
Lots	490

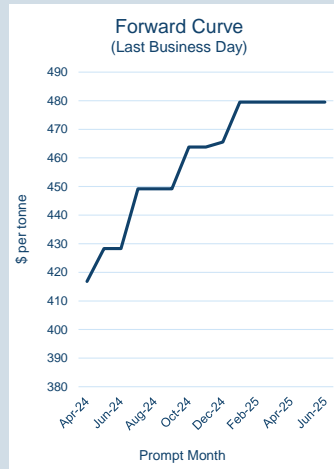
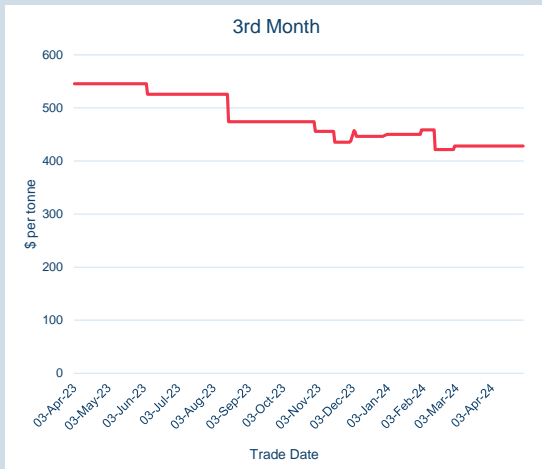
Volume (inc UNA) Apr-2024	
Lots	490
Tonnes	12,250

Volume Year To Date	
Lots	3,670
Tonnes	91,750



Prompt Month	End of Month - Daily Settlement	Volume (inc UNA)	End of Month - MOI
Apr-24	\$ 300.00	-	-
May-24	\$ 325.50	50	150
Jun-24	\$ 325.50	50	300
Jul-24	\$ 325.50	80	266
Aug-24	\$ 325.50	80	266
Sep-24	\$ 325.50	80	216
Oct-24	\$ 325.50	50	156
Nov-24	\$ 325.50	50	156
Dec-24	\$ 325.50	50	136
Jan-25	\$ 325.50	-	-
Feb-25	\$ 325.50	-	-
Mar-25	\$ 325.50	-	-
Apr-25	\$ 325.50	-	-
May-25	\$ 325.50	-	-
Jun-25	\$ 325.50	-	-



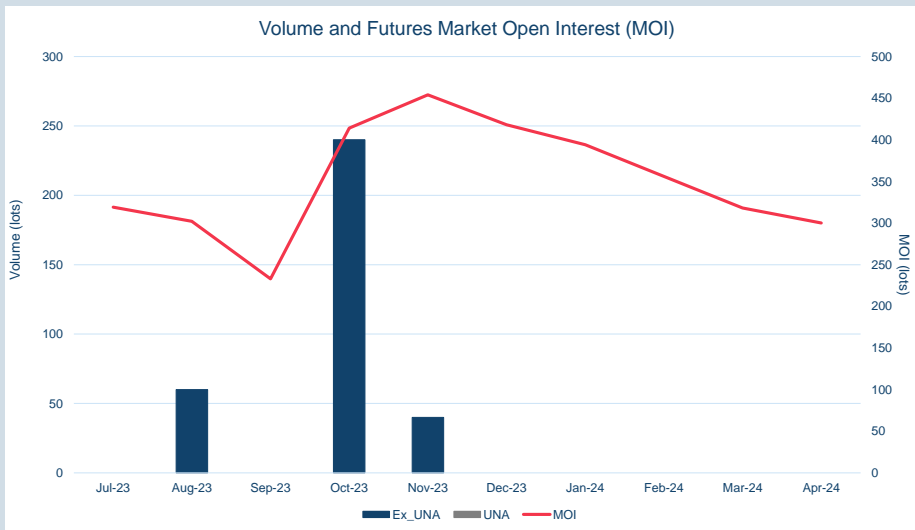


Front Month	
Average	\$422.78
Minimum	\$416.66
Maximum	\$427.62

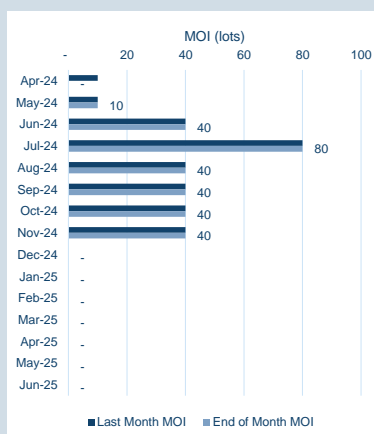
Volume (ex UNA) Apr-2024	
Lots	-

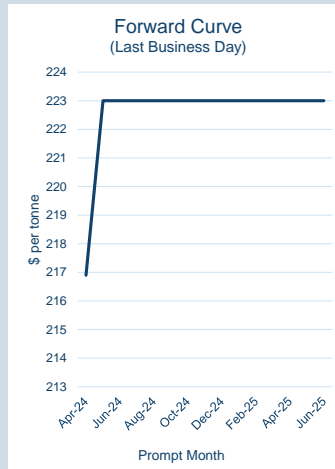
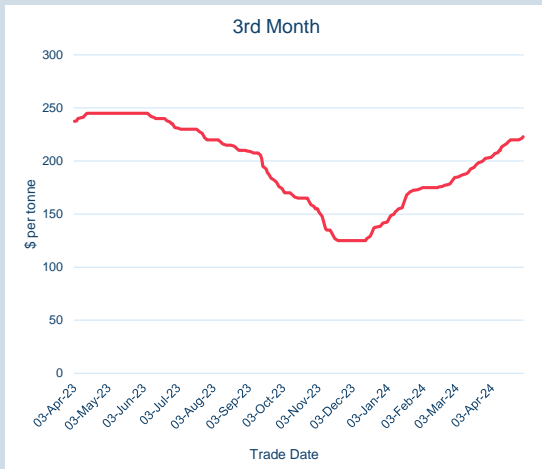
Volume (inc UNA) Apr-2024	
Lots	-
Tonnes	-

Volume Year To Date	
Lots	-
Tonnes	-



Prompt Month	End of Month - Daily Settlement	Volume (inc UNA)	End of Month - MOI
Apr-24	\$ 416.82	-	-
May-24	\$ 428.33	-	10
Jun-24	\$ 428.33	-	40
Jul-24	\$ 449.19	-	80
Aug-24	\$ 449.19	-	40
Sep-24	\$ 449.19	-	40
Oct-24	\$ 463.83	-	40
Nov-24	\$ 463.83	-	40
Dec-24	\$ 465.56	-	-
Jan-25	\$ 479.51	-	-
Feb-25	\$ 479.51	-	-
Mar-25	\$ 479.51	-	-
Apr-25	\$ 479.51	-	-
May-25	\$ 479.51	-	-
Jun-25	\$ 479.51	-	-



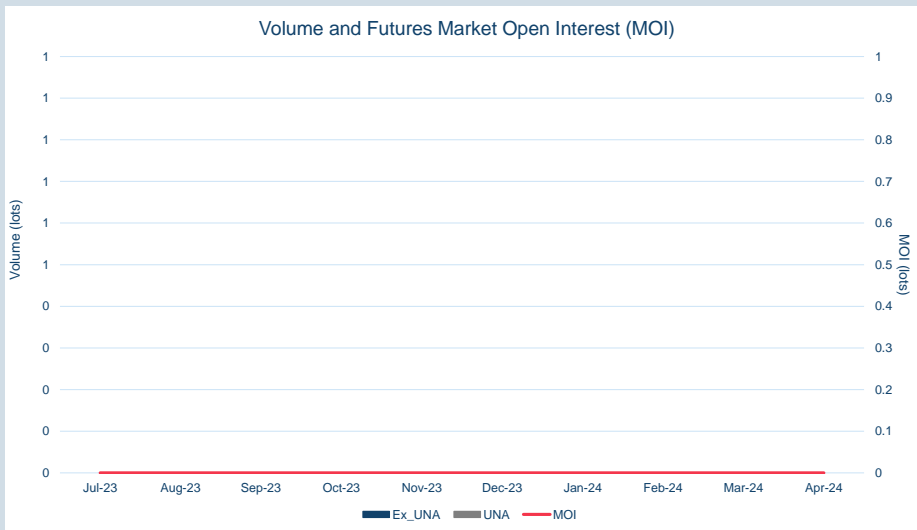


Front Month	
Average	\$213.71
Minimum	\$205.00
Maximum	\$216.90

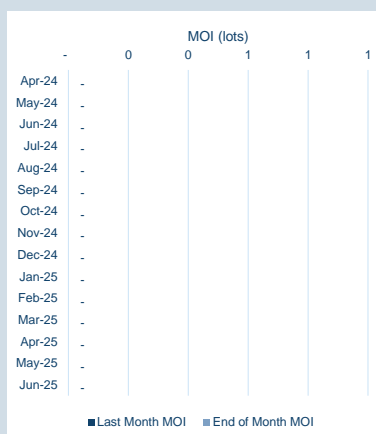
Volume (ex UNA) Apr-2024	
Lots	-

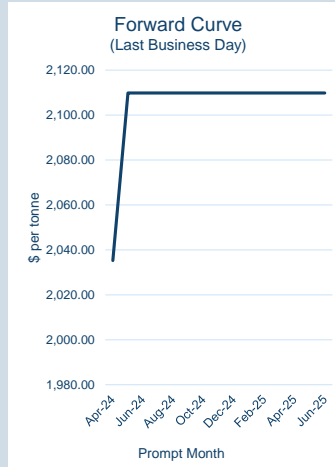
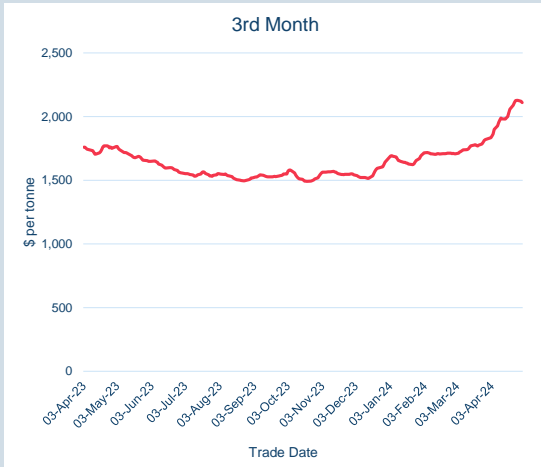
Volume (inc UNA) Apr-2024	
Lots	-
Tonnes	-

Volume Year To Date	
Lots	-
Tonnes	-



Prompt Month	End of Month - Daily Settlement	Volume (inc UNA)	End of Month - MOI
Apr-24	\$ 216.90	-	-
May-24	\$ 223.00	-	-
Jun-24	\$ 223.00	-	-
Jul-24	\$ 223.00	-	-
Aug-24	\$ 223.00	-	-
Sep-24	\$ 223.00	-	-
Oct-24	\$ 223.00	-	-
Nov-24	\$ 223.00	-	-
Dec-24	\$ 223.00	-	-
Jan-25	\$ 223.00	-	-
Feb-25	\$ 223.00	-	-
Mar-25	\$ 223.00	-	-
Apr-25	\$ 223.00	-	-
May-25	\$ 223.00	-	-
Jun-25	\$ 223.00	-	-



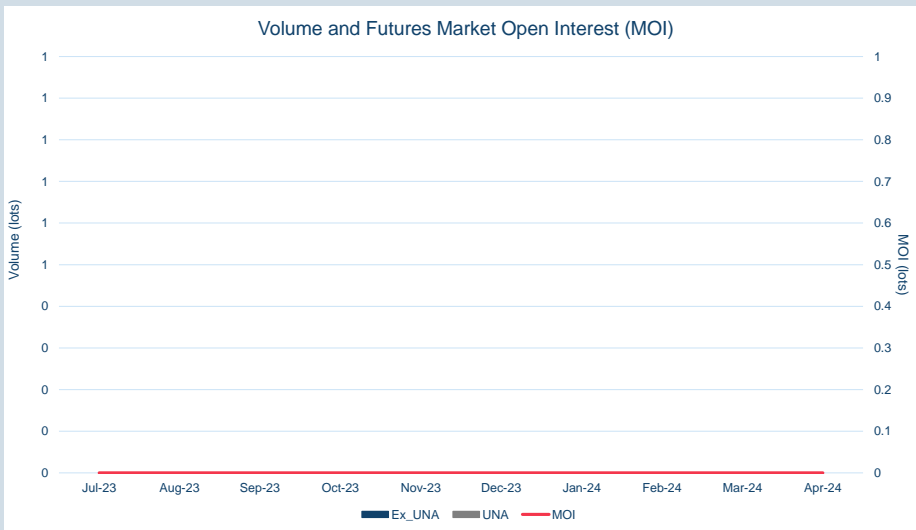


Front Month	
Average	\$1,989.84
Minimum	\$1,857.39
Maximum	\$2,046.79

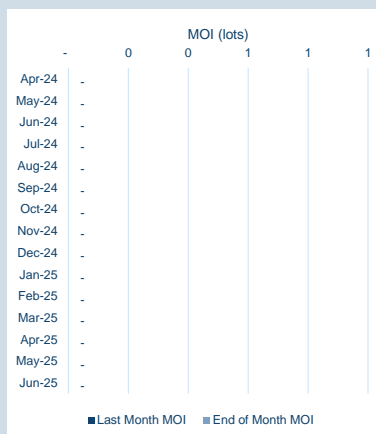
Volume (ex UNA) Apr-2024	
Lots	-

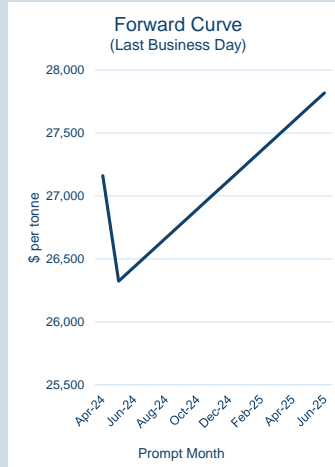
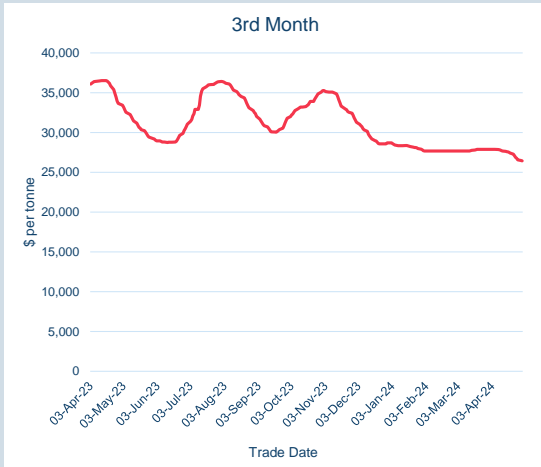
Volume (inc UNA) Apr-2024	
Lots	-
Tonnes	-

Volume Year To Date	
Lots	-
Tonnes	-



Prompt Month	End of Month - Daily Settlement	Volume (inc UNA)	End of Month - MOI
Apr-24	\$ 2,035.27	-	-
May-24	\$ 2,109.82	-	-
Jun-24	\$ 2,109.82	-	-
Jul-24	\$ 2,109.82	-	-
Aug-24	\$ 2,109.82	-	-
Sep-24	\$ 2,109.82	-	-
Oct-24	\$ 2,109.82	-	-
Nov-24	\$ 2,109.82	-	-
Dec-24	\$ 2,109.82	-	-
Jan-25	\$ 2,109.82	-	-
Feb-25	\$ 2,109.82	-	-
Mar-25	\$ 2,109.82	-	-
Apr-25	\$ 2,109.82	-	-
May-25	\$ 2,109.82	-	-
Jun-25	\$ 2,109.82	-	-



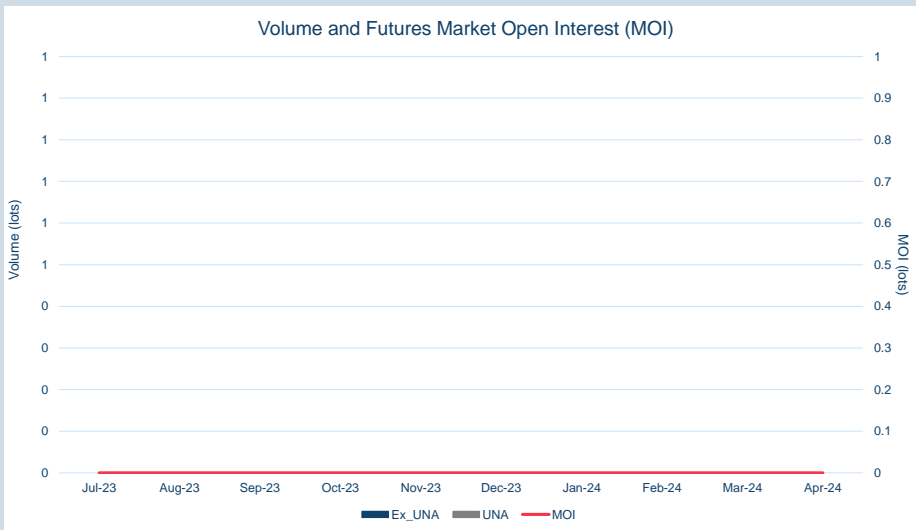


Front Month	
Average	\$27,468.90
Minimum	\$27,153.60
Maximum	\$27,778.25

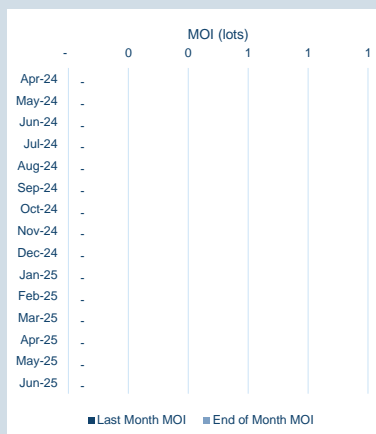
Volume (ex UNA) Apr-2024	
Lots	-

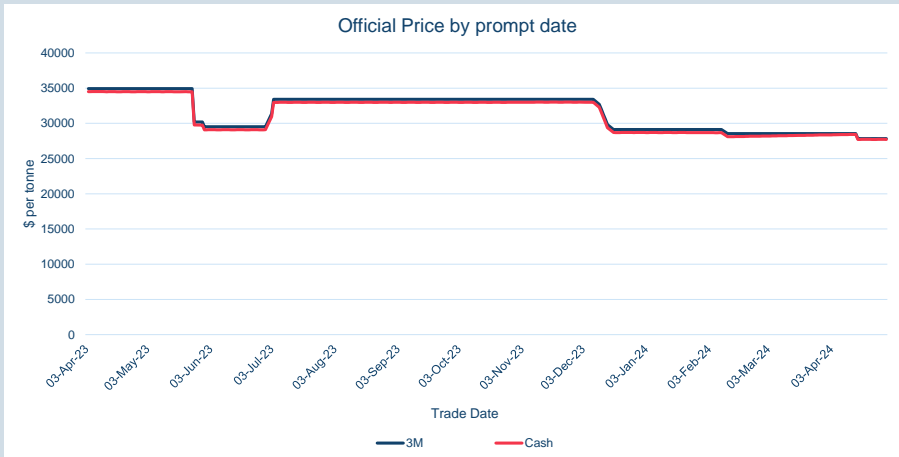
Volume (inc UNA) Apr-2024	
Lots	-
Tonnes	-

Volume Year To Date	
Lots	-
Tonnes	-



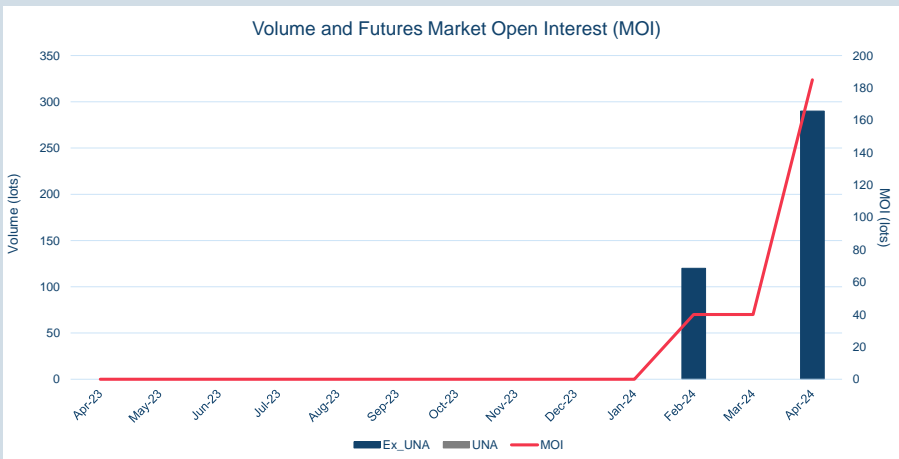
Prompt Month	End of Month - Daily Settlement	Volume (inc UNA)	End of Month - MOI
Apr-24	\$ 27,160.95	-	-
May-24	\$ 26,323.19	-	-
Jun-24	\$ 26,438.19	-	-
Jul-24	\$ 26,553.19	-	-
Aug-24	\$ 26,668.19	-	-
Sep-24	\$ 26,783.19	-	-
Oct-24	\$ 26,898.19	-	-
Nov-24	\$ 27,013.19	-	-
Dec-24	\$ 27,128.19	-	-
Jan-25	\$ 27,243.19	-	-
Feb-25	\$ 27,358.19	-	-
Mar-25	\$ 27,473.19	-	-
Apr-25	\$ 27,588.19	-	-
May-25	\$ 27,703.19	-	-
Jun-25	\$ 27,818.19	-	-





Cash	
Average	\$28,013.33
Minimum	\$27,715.00
Maximum	\$28,430.00

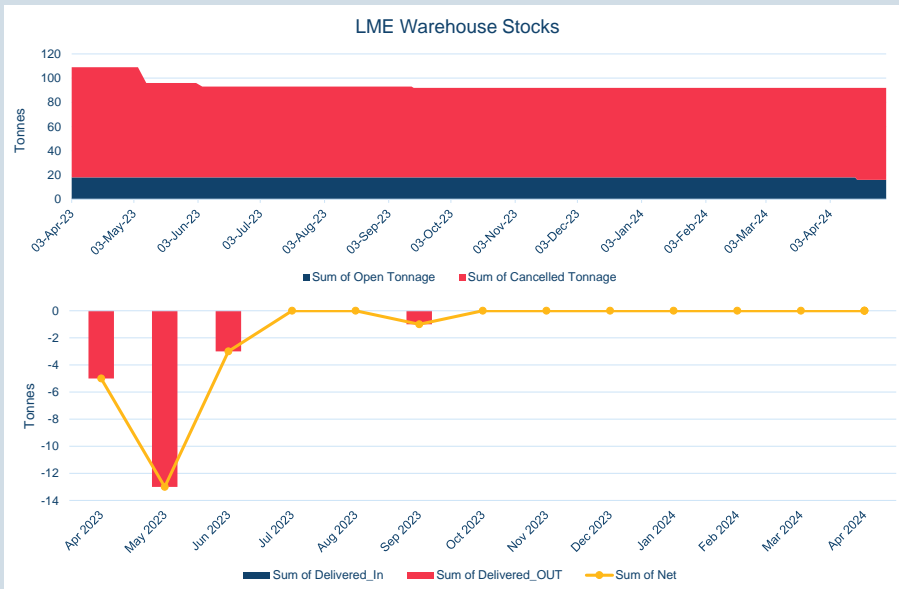
3M	
Average	\$28,138.57
Minimum	\$27,830.00
Maximum	\$28,550.00



Volume (ex UNA)	Apr-2024
Lots	290

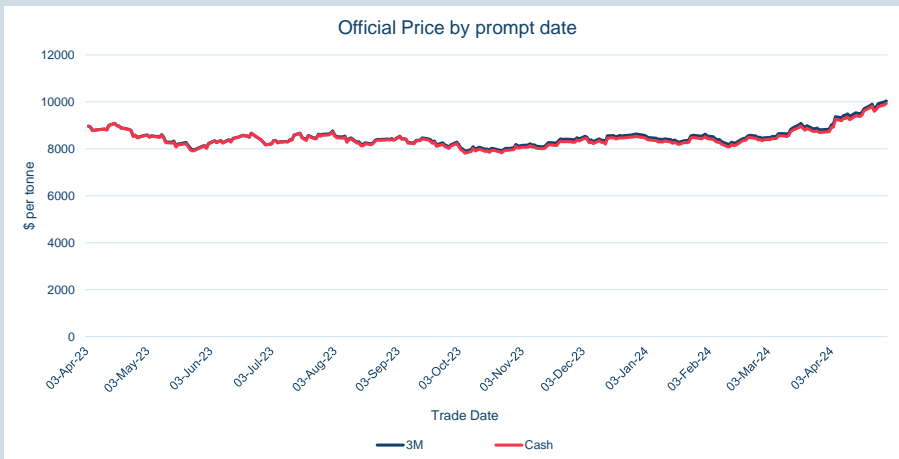
Volume (inc UNA)	Apr-2024
Lots	290
Tonnes	290

Volume	Year To Date
Lots	410
Tonnes	410



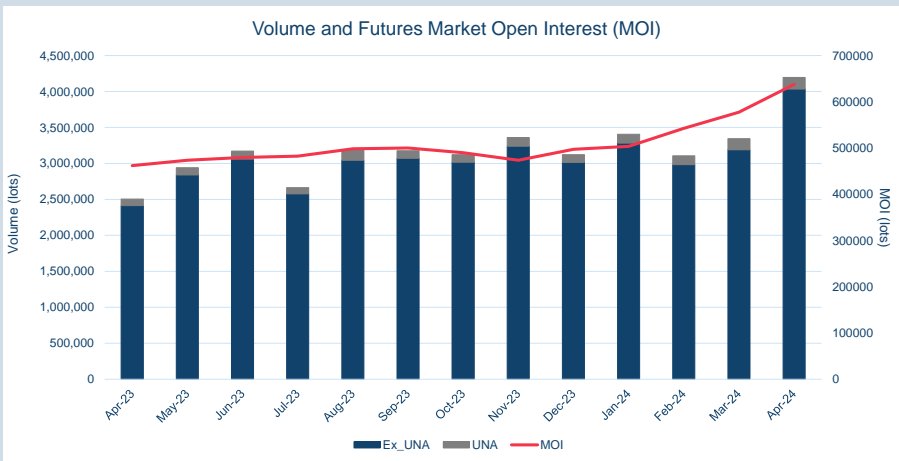
Warehouse Stock - Apr-24	
Delivered In	0
Delivered Out	0
Net	0

Warehouse Stock - Year to Date	
Delivered In	0
Delivered Out	0
Net	0



Cash	
Average	\$9,482.43
Minimum	\$8,920.00
Maximum	\$9,973.50

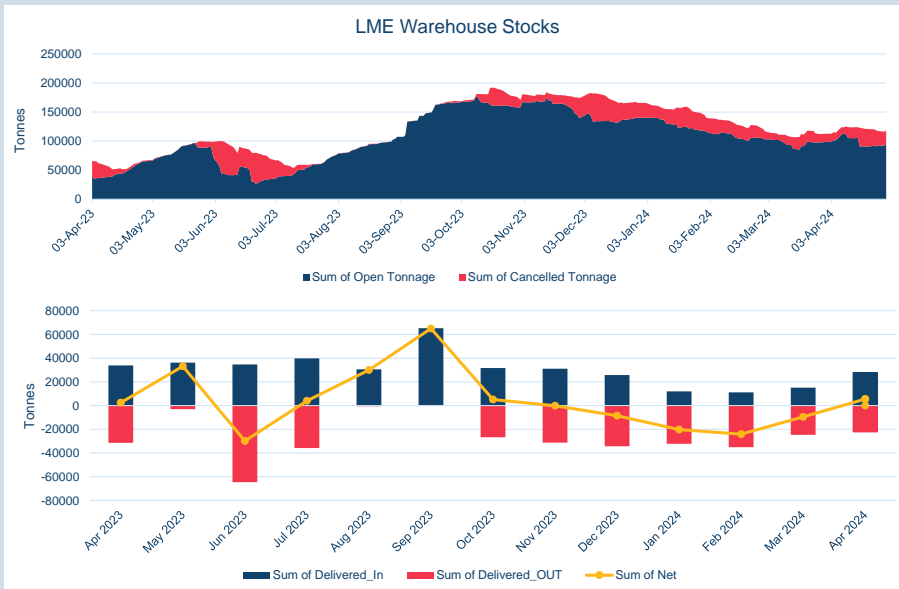
3M	
Average	\$9,596.07
Minimum	\$9,024.00
Maximum	\$10,071.00



Volume (ex UNA)	Apr-2024
Lots	4,033,639

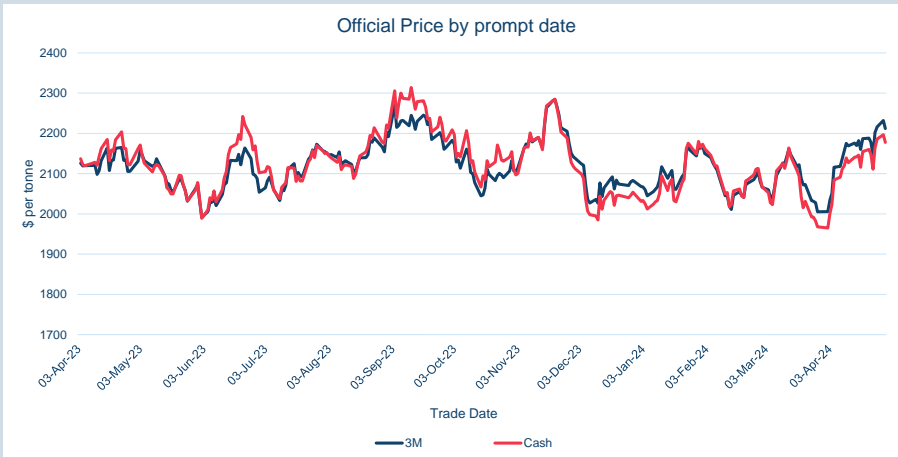
Volume (inc UNA)	Apr-2024
Lots	4,196,214
Tonnes	104,905,350

Volume	Year To Date
Lots	14,051,270
Tonnes	351,281,750



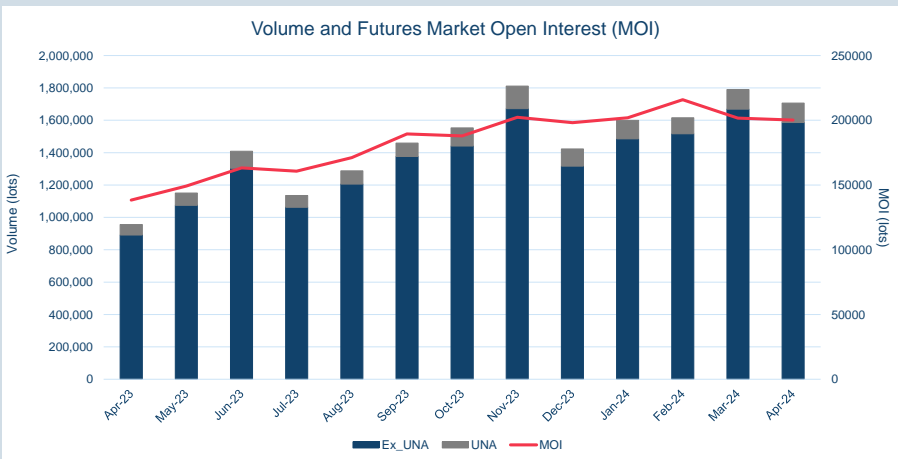
Warehouse Stock - Apr-24	
Delivered In	27,925
Delivered Out	-22,475
Net	5,450

Warehouse Stock - Year to Date	
Delivered In	66,175
Delivered Out	-114,500
Net	-48,325



Cash	
Average	\$2,129.67
Minimum	\$2,001.00
Maximum	\$2,196.50

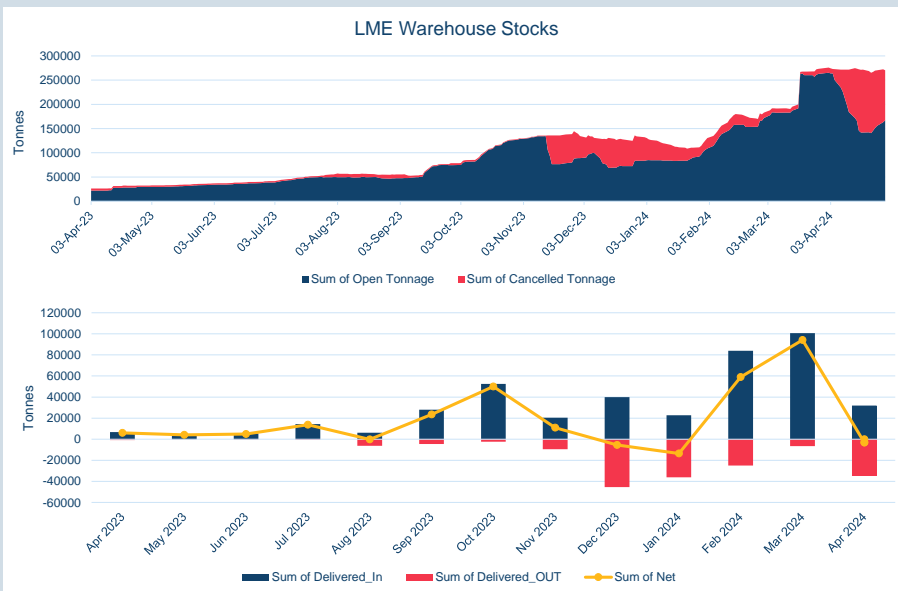
3M	
Average	\$2,163.14
Minimum	\$2,035.00
Maximum	\$2,232.00



Volume (ex UNA)	Apr-2024
Lots	1,585,924

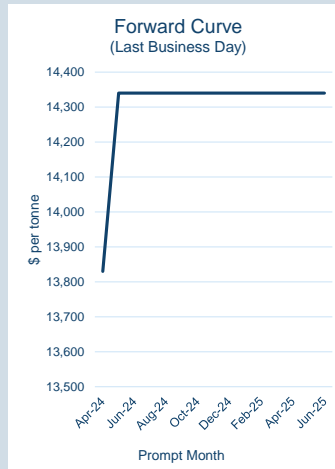
Volume (inc UNA)	Apr-2024
Lots	1,706,104
Tonnes	42,652,600

Volume	Year To Date
Lots	6,710,828
Tonnes	167,770,700



Warehouse Stock - Apr-24	
Delivered In	31,775
Delivered Out	-34,975
Net	-3,200

Warehouse Stock - Year to Date	
Delivered In	239,025
Delivered Out	-102,700
Net	136,325

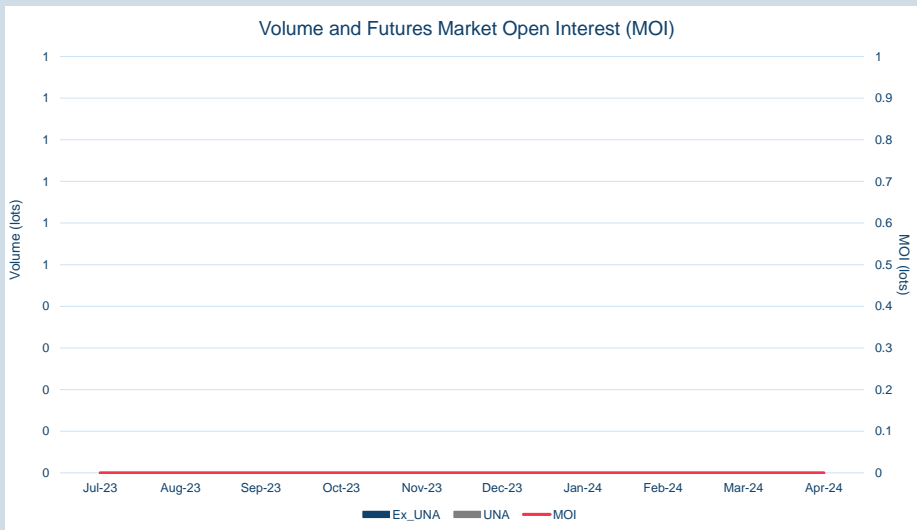


Front Month	
Average	\$13,596.44
Minimum	\$13,150.00
Maximum	\$13,847.62

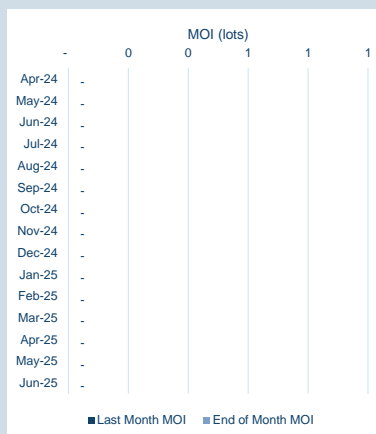
Volume (ex UNA) Apr-2024	
Lots	-

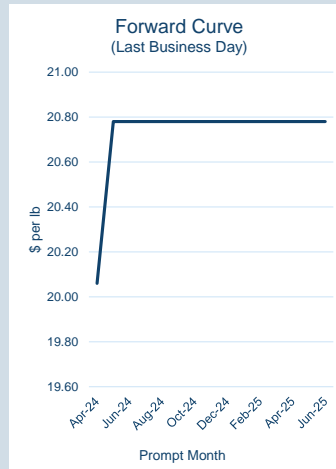
Volume (inc UNA) Apr-2024	
Lots	-
Tonnes	-

Volume Year To Date	
Lots	-
Tonnes	-



Prompt Month	End of Month - Daily Settlement	Volume (inc UNA)	End of Month - MOI
Apr-24	\$ 13,830.00	-	-
May-24	\$ 14,340.00	-	-
Jun-24	\$ 14,340.00	-	-
Jul-24	\$ 14,340.00	-	-
Aug-24	\$ 14,340.00	-	-
Sep-24	\$ 14,340.00	-	-
Oct-24	\$ 14,340.00	-	-
Nov-24	\$ 14,340.00	-	-
Dec-24	\$ 14,340.00	-	-
Jan-25	\$ 14,340.00	-	-
Feb-25	\$ 14,340.00	-	-
Mar-25	\$ 14,340.00	-	-
Apr-25	\$ 14,340.00	-	-
May-25	\$ 14,340.00	-	-
Jun-25	\$ 14,340.00	-	-



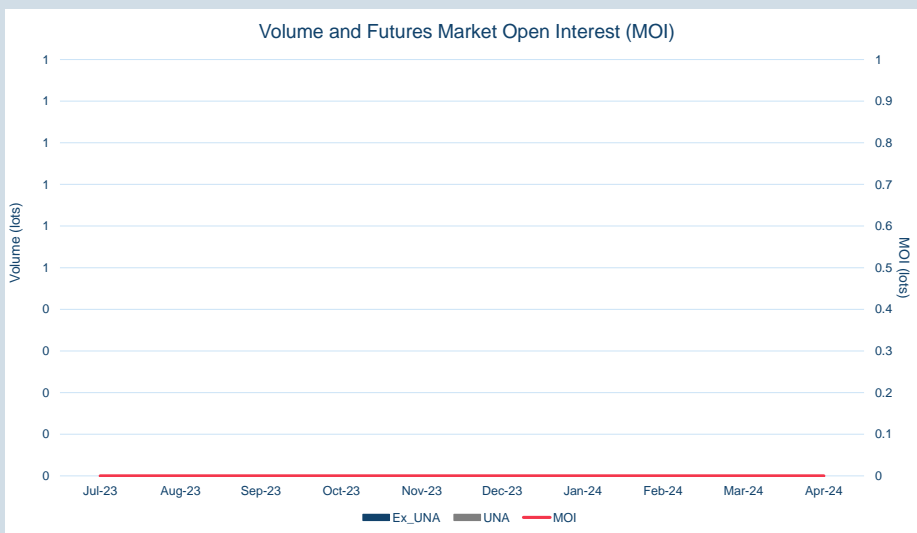


Front Month	
Average	\$19.80
Minimum	\$19.47
Maximum	\$20.10

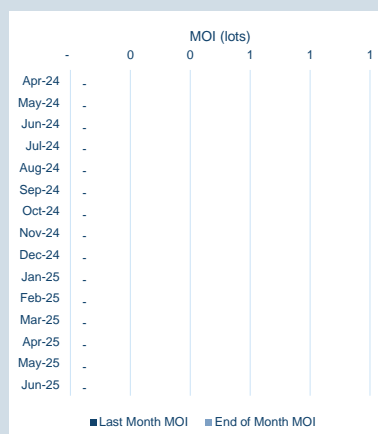
Volume (ex UNA) Apr-2024	
Lots	-

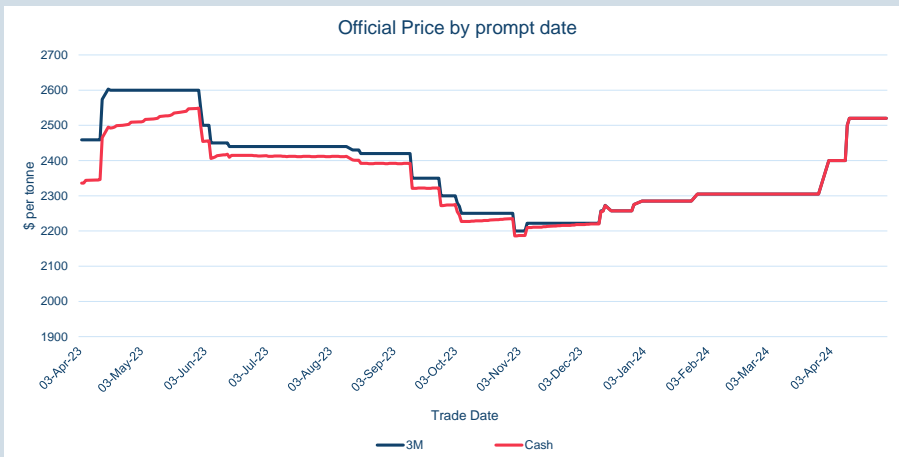
Volume (inc UNA) Apr-2024	
Lots	-
Tonnes	-

Volume Year To Date	
Lots	-
Tonnes	-



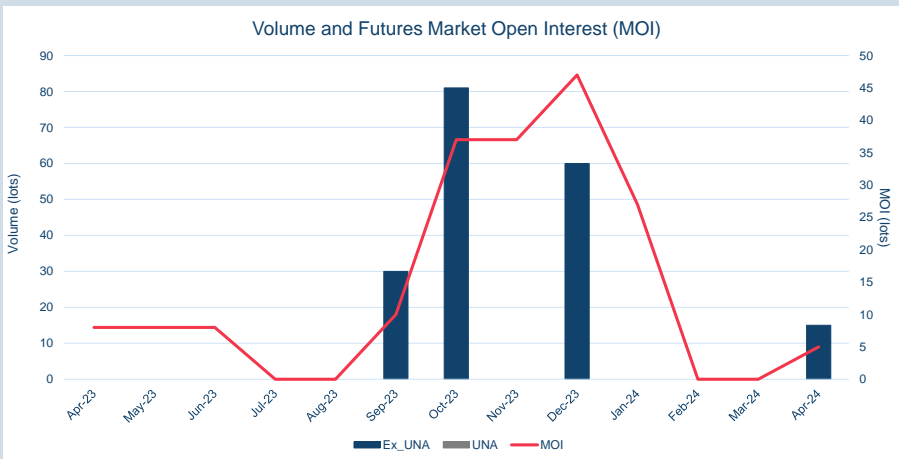
Prompt Month	End of Month - Daily Settlement	Volume (inc UNA)	End of Month - MOI
Apr-24	\$ 20.06	-	-
May-24	\$ 20.78	-	-
Jun-24	\$ 20.78	-	-
Jul-24	\$ 20.78	-	-
Aug-24	\$ 20.78	-	-
Sep-24	\$ 20.78	-	-
Oct-24	\$ 20.78	-	-
Nov-24	\$ 20.78	-	-
Dec-24	\$ 20.78	-	-
Jan-25	\$ 20.78	-	-
Feb-25	\$ 20.78	-	-
Mar-25	\$ 20.78	-	-
Apr-25	\$ 20.78	-	-
May-25	\$ 20.78	-	-
Jun-25	\$ 20.78	-	-





Cash	
Average	\$2,484.76
Minimum	\$2,400.00
Maximum	\$2,520.00

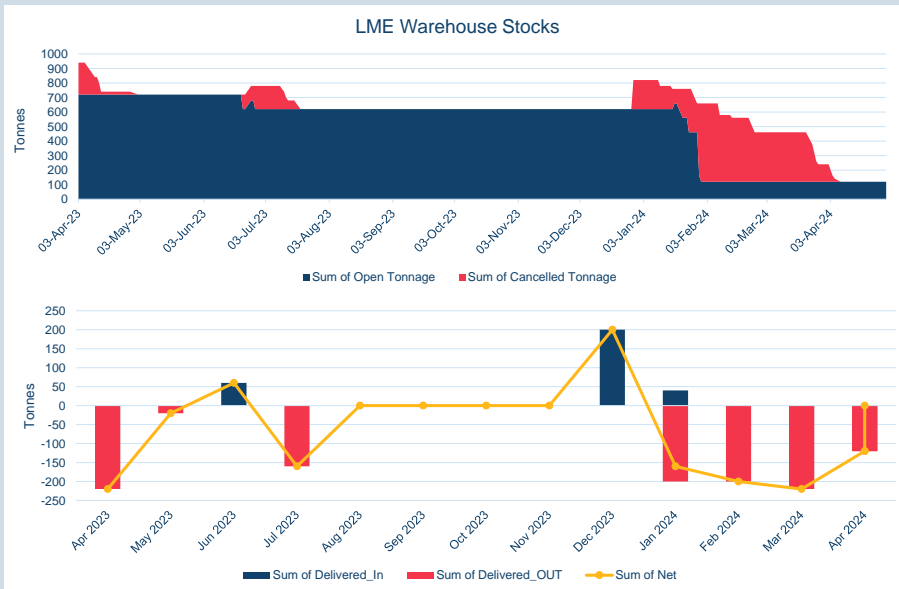
3M	
Average	\$2,484.76
Minimum	\$2,400.00
Maximum	\$2,520.00



Volume (ex UNA) Apr-2024	
Lots	15

Volume (inc UNA) Apr-2024	
Lots	15
Tonnes	300

Volume Year To Date	
Lots	15
Tonnes	300



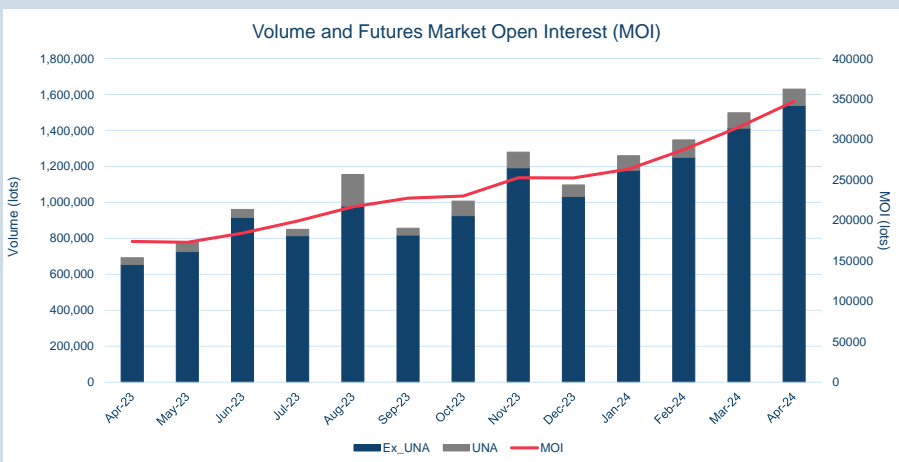
Warehouse Stock - Apr-24	
Delivered In	0
Delivered Out	-120
Net	-120

Warehouse Stock - Year to Date	
Delivered In	40
Delivered Out	-740
Net	-700



Cash	
Average	\$18,173.81
Minimum	\$16,870.00
Maximum	\$19,180.00

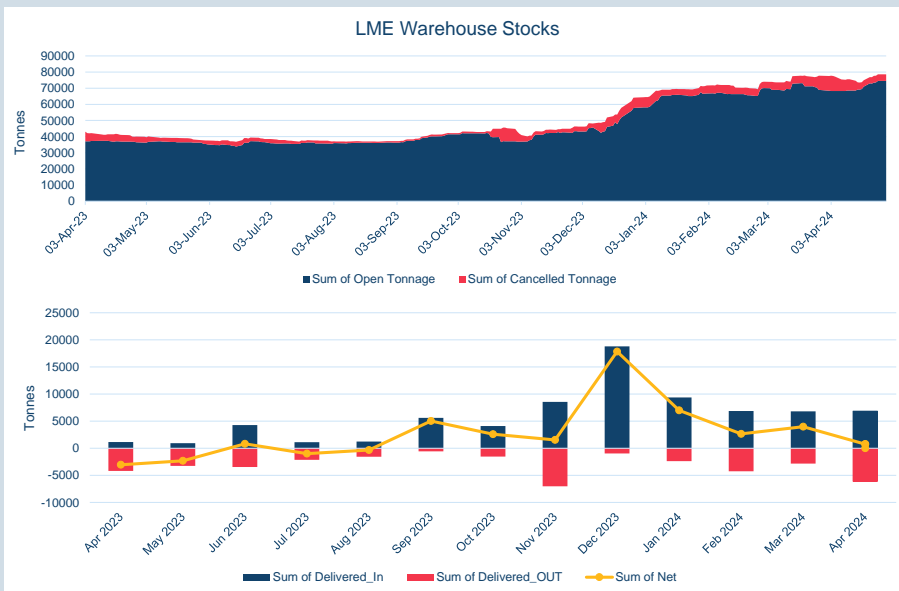
3M	
Average	\$18,375.48
Minimum	\$17,080.00
Maximum	\$19,400.00



Volume (ex UNA) Apr-2024	
Lots	1,539,438

Volume (inc UNA) Apr-2024	
Lots	1,629,575
Tonnes	9,777,450

Volume Year To Date	
Lots	5,736,131
Tonnes	34,416,786



Warehouse Stock - Apr-24	
Delivered In	6,894
Delivered Out	-6,144
Net	750

Warehouse Stock - Year to Date	
Delivered In	29,952
Delivered Out	-15,588
Net	14,364

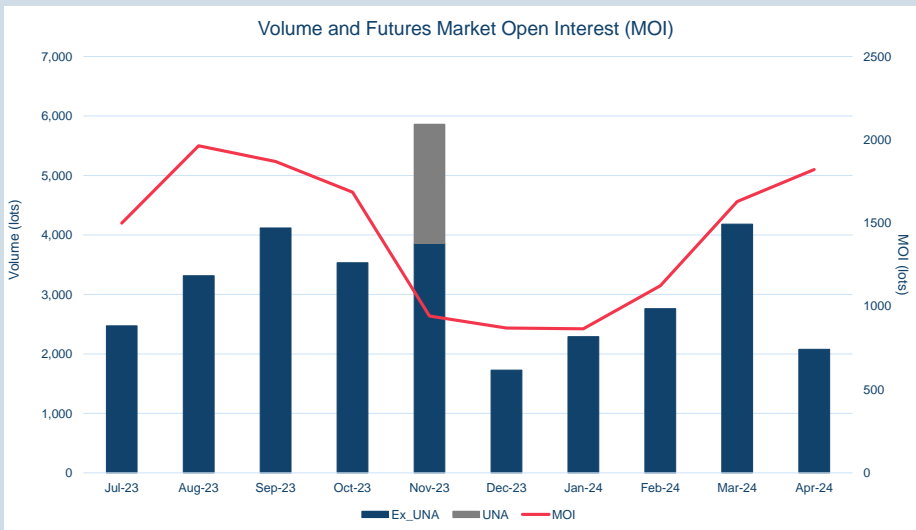


Front Month	
Average	\$582.30
Minimum	\$578.50
Maximum	\$596.00

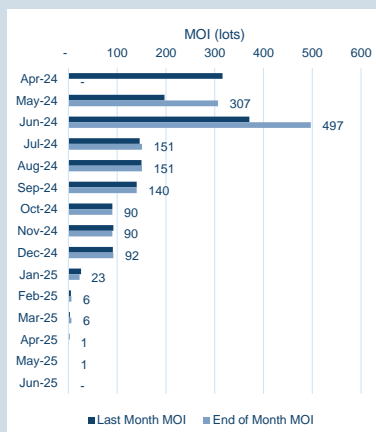
Volume (ex UNA) Apr-2024	
Lots	2,077

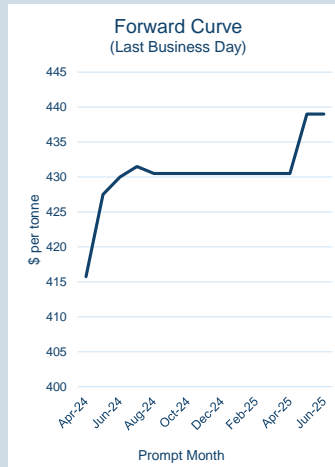
Volume (inc UNA) Apr-2024	
Lots	2,077
Tonnes	20,770

Volume Year To Date	
Lots	11,310
Tonnes	113,100



Prompt Month	End of Month - Daily Settlement	Volume (inc UNA)	End of Month - MOI
Apr-24	\$ 587.83	157	-
May-24	\$ 587.50	780	307
Jun-24	\$ 589.50	684	497
Jul-24	\$ 592.50	159	151
Aug-24	\$ 593.00	126	151
Sep-24	\$ 595.00	63	140
Oct-24	\$ 597.50	-	90
Nov-24	\$ 596.50	27	90
Dec-24	\$ 600.50	12	92
Jan-25	\$ 601.00	27	23
Feb-25	\$ 602.00	21	6
Mar-25	\$ 604.00	12	6
Apr-25	\$ 602.50	6	1
May-25	\$ 602.50	3	1
Jun-25	\$ 602.50	-	-



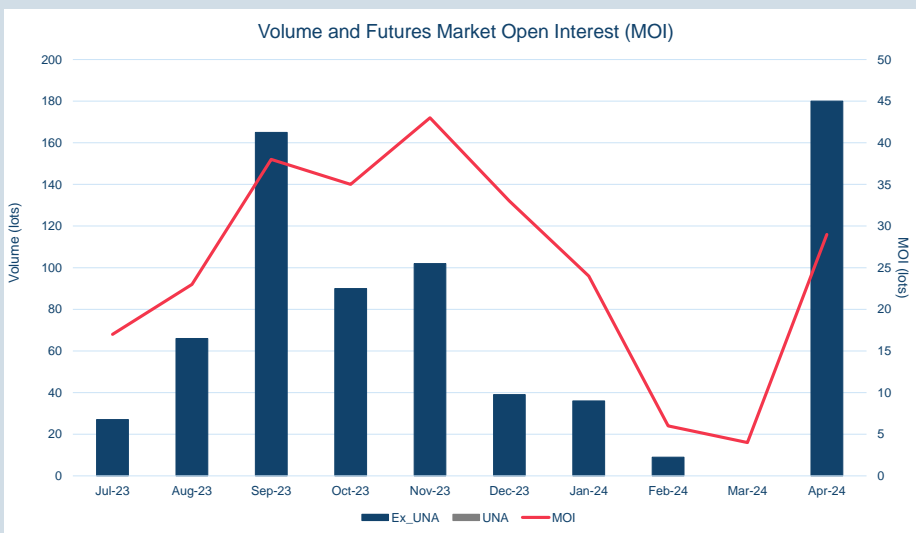


Front Month	
Average	\$407.51
Minimum	\$399.00
Maximum	\$418.50

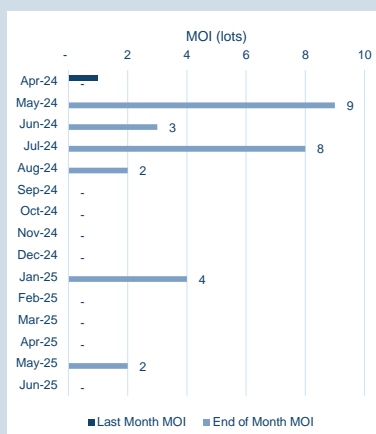
Volume (ex UNA) Apr-2024	
Lots	180

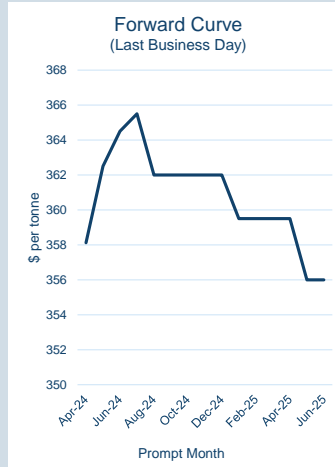
Volume (inc UNA) Apr-2024	
Lots	180
Tonnes	1,800

Volume Year To Date	
Lots	225
Tonnes	2,250



Prompt Month	End of Month - Daily Settlement	Volume (inc UNA)	End of Month - MOI
Apr-24	\$ 415.75	-	-
May-24	\$ 427.50	72	9
Jun-24	\$ 430.00	30	3
Jul-24	\$ 431.50	27	8
Aug-24	\$ 430.50	33	2
Sep-24	\$ 430.50	-	-
Oct-24	\$ 430.50	-	-
Nov-24	\$ 430.50	-	-
Dec-24	\$ 430.50	-	-
Jan-25	\$ 430.50	12	4
Feb-25	\$ 430.50	-	-
Mar-25	\$ 430.50	-	-
Apr-25	\$ 430.50	-	-
May-25	\$ 439.00	6	2
Jun-25	\$ 439.00	-	-



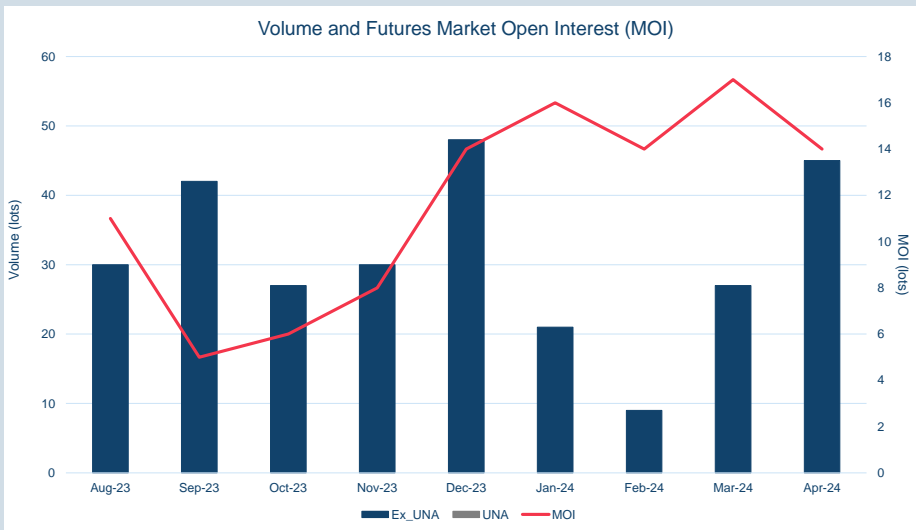


Front Month	
Average	\$356.60
Minimum	\$344.00
Maximum	\$359.50

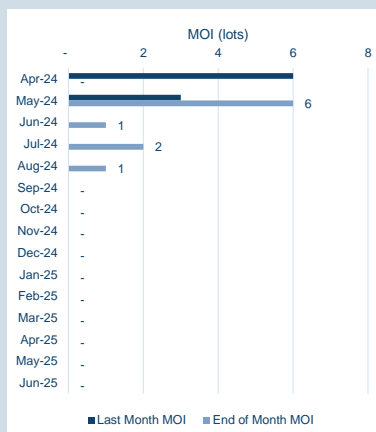
Volume (ex UNA) Apr-2024	
Lots	45

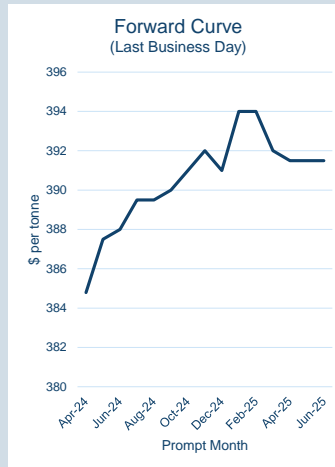
Volume (inc UNA) Apr-2024	
Lots	45
Tonnes	450

Volume Year To Date	
Lots	102
Tonnes	1,020



Prompt Month	End of Month - Daily Settlement	Volume (inc UNA)	End of Month - MOI
Apr-24	\$ 358.12	-	-
May-24	\$ 362.50	30	6
Jun-24	\$ 364.50	3	1
Jul-24	\$ 365.50	6	2
Aug-24	\$ 362.00	6	1
Sep-24	\$ 362.00	-	-
Oct-24	\$ 362.00	-	-
Nov-24	\$ 362.00	-	-
Dec-24	\$ 362.00	-	-
Jan-25	\$ 359.50	-	-
Feb-25	\$ 359.50	-	-
Mar-25	\$ 359.50	-	-
Apr-25	\$ 359.50	-	-
May-25	\$ 356.00	-	-
Jun-25	\$ 356.00	-	-



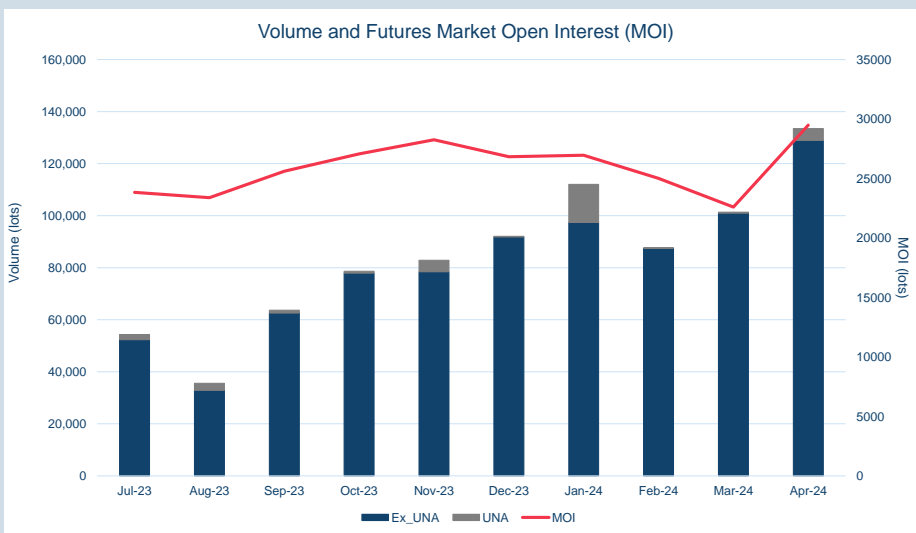


Front Month	
Average	\$385.75
Minimum	\$380.00
Maximum	\$390.50

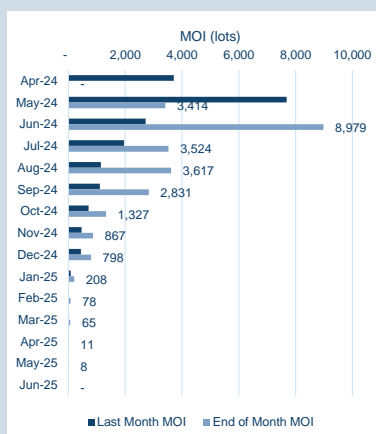
Volume (ex UNA) Apr-2024	
Lots	128,909

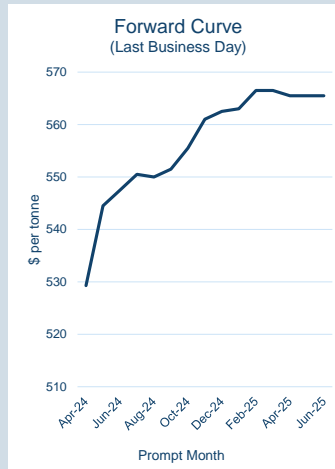
Volume (inc UNA) Apr-2024	
Lots	133,431
Tonnes	1,334,310

Volume Year To Date	
Lots	434,316
Tonnes	4,343,160



Prompt Month	End of Month - Daily Settlement	Volume (inc UNA)	End of Month - MOI
Apr-24	\$ 384.79	694	-
May-24	\$ 387.50	43,534	3,414
Jun-24	\$ 388.00	48,114	8,979
Jul-24	\$ 389.50	12,106	3,524
Aug-24	\$ 389.50	12,573	3,617
Sep-24	\$ 390.00	7,829	2,831
Oct-24	\$ 391.00	2,466	1,327
Nov-24	\$ 392.00	3,156	867
Dec-24	\$ 391.00	1,917	798
Jan-25	\$ 394.00	535	208
Feb-25	\$ 394.00	218	78
Mar-25	\$ 392.00	186	65
Apr-25	\$ 391.50	54	11
May-25	\$ 391.50	49	8
Jun-25	\$ 391.50	-	-



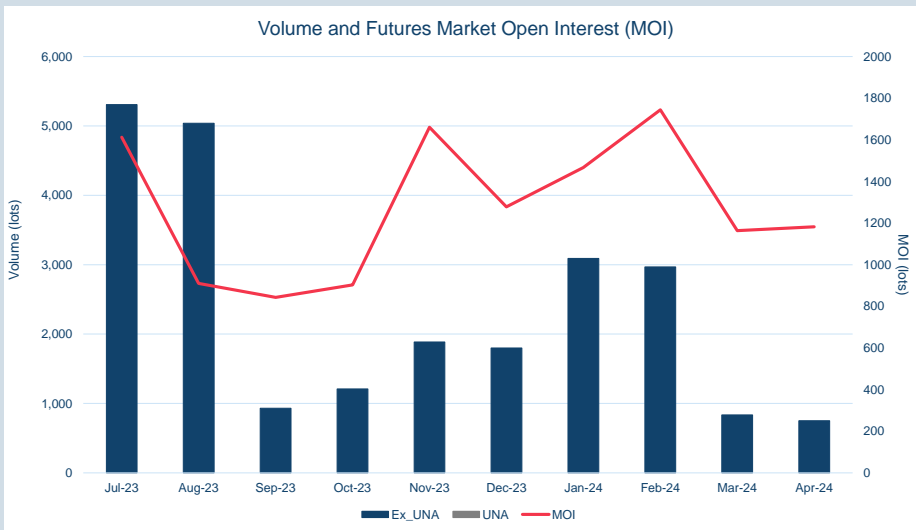


Front Month	
Average	\$524.94
Minimum	\$517.00
Maximum	\$535.00

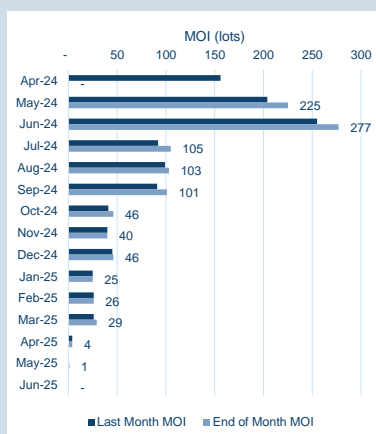
Volume (ex UNA) Apr-2024	
Lots	752

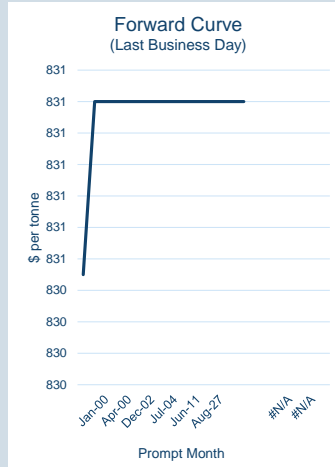
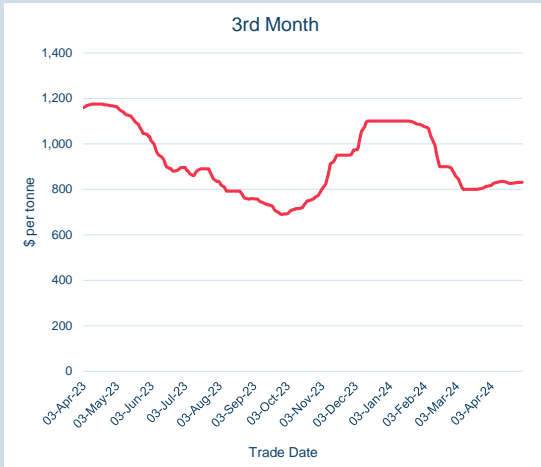
Volume (inc UNA) Apr-2024	
Lots	752
Tonnes	7,520

Volume Year To Date	
Lots	7,642
Tonnes	76,420



Prompt Month	End of Month - Daily Settlement	Volume (inc UNA)	End of Month - MOI
Apr-24	\$ 529.29	15	-
May-24	\$ 544.50	293	225
Jun-24	\$ 547.50	124	277
Jul-24	\$ 550.50	92	105
Aug-24	\$ 550.00	38	103
Sep-24	\$ 551.50	69	101
Oct-24	\$ 555.50	18	46
Nov-24	\$ 561.00	25	40
Dec-24	\$ 562.50	31	46
Jan-25	\$ 563.00	18	25
Feb-25	\$ 566.50	6	26
Mar-25	\$ 566.50	17	29
Apr-25	\$ 565.50	3	4
May-25	\$ 565.50	3	1
Jun-25	\$ 565.50	-	-



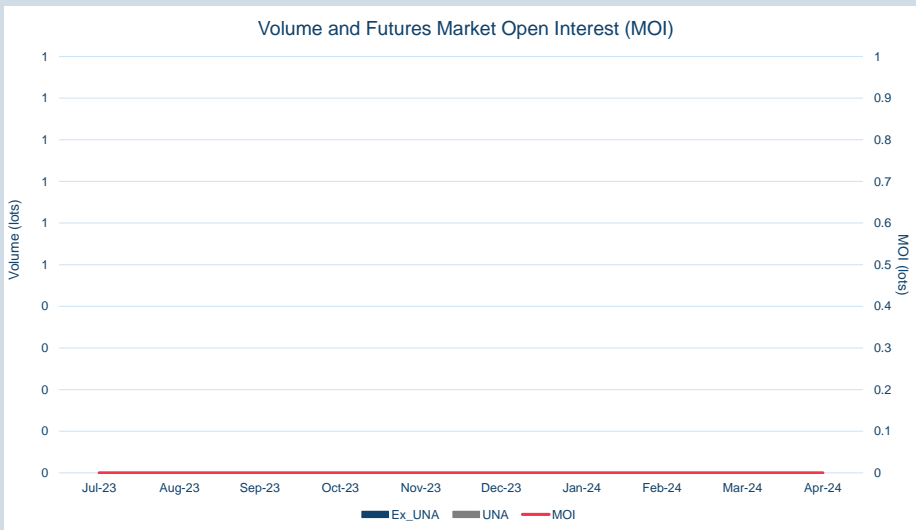


Front Month	
Average	\$830.53
Minimum	\$825.00
Maximum	\$834.09

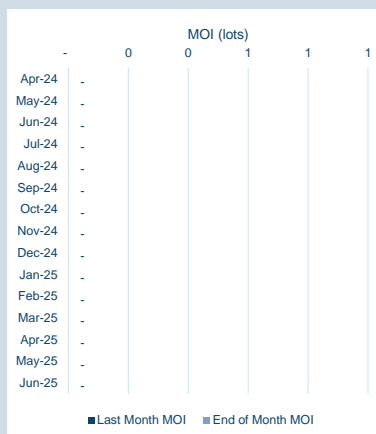
Volume (ex UNA) Apr-2024	
Lots	-

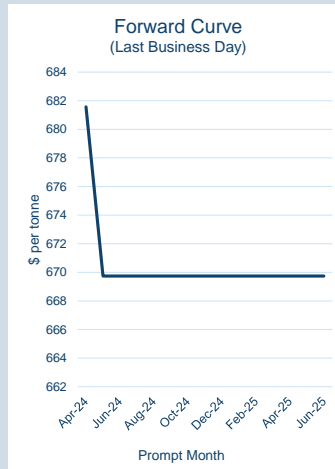
Volume (inc UNA) Apr-2024	
Lots	-
Tonnes	-

Volume Year To Date	
Lots	-
Tonnes	-



Prompt Month	End of Month - Daily Settlement	Volume (inc UNA)	End of Month - MOI
Jan-00	\$ 830.45	-	-
Jan-00	\$ 831.00	-	-
Jan-00	\$ 831.00	-	-
Apr-00	\$ 831.00	-	-
Apr-00	\$ 831.00	-	-
Sep-00	\$ 831.00	-	-
Dec-02	\$ 831.00	-	-
Apr-03	\$ 831.00	-	-
Jul-04	\$ 831.00	-	-
Feb-09	\$ 831.00	-	-
Jun-11	\$ 831.00	-	-
Apr-11	\$ 831.00	-	-
Aug-27	\$ 831.00	-	-
Apr-11	\$ 831.00	-	-
Jan-00	\$ 831.00	-	-



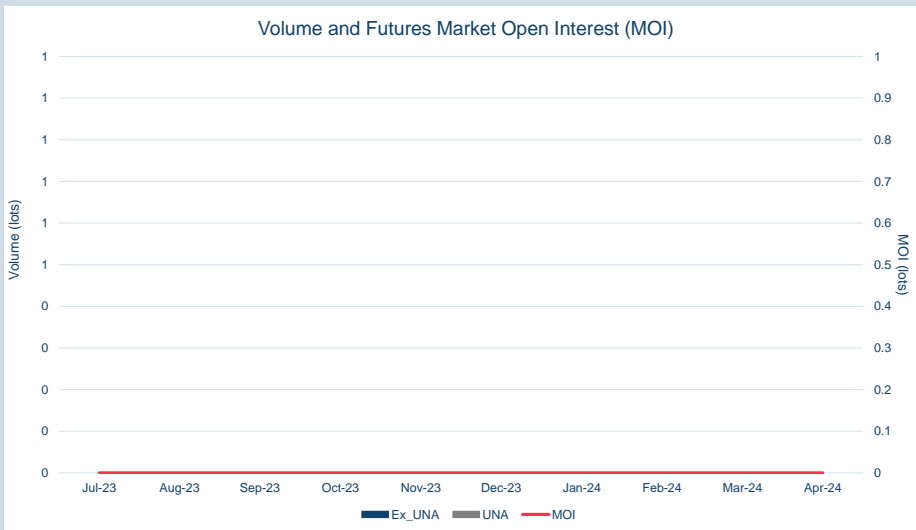


Front Month	
Average	\$691.75
Minimum	\$679.91
Maximum	\$721.91

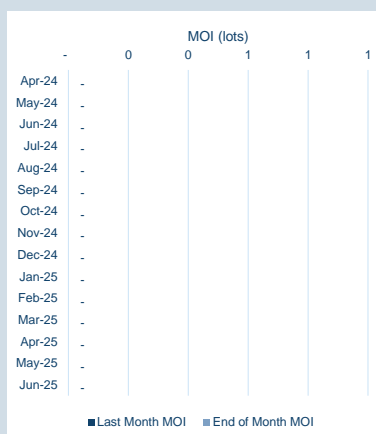
Volume (ex UNA) Apr-2024	
Lots	-

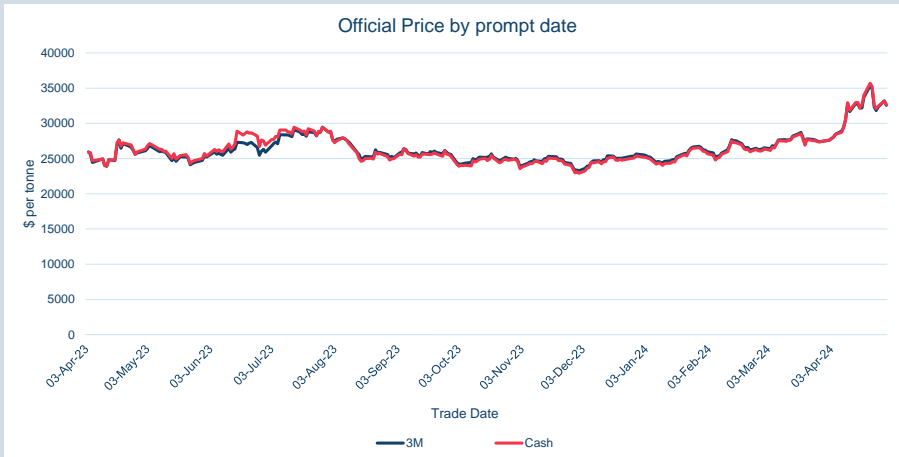
Volume (inc UNA) Apr-2024	
Lots	-
Tonnes	-

Volume Year To Date	
Lots	-
Tonnes	-



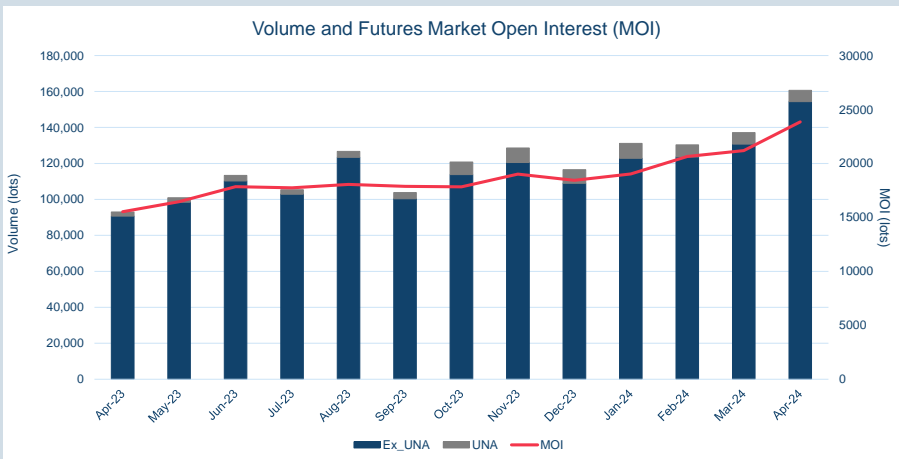
Prompt Month	End of Month - Daily Settlement	Volume (inc UNA)	End of Month - MOI
Apr-24	\$ 681.57	-	-
May-24	\$ 669.74	-	-
Jun-24	\$ 669.74	-	-
Jul-24	\$ 669.74	-	-
Aug-24	\$ 669.74	-	-
Sep-24	\$ 669.74	-	-
Oct-24	\$ 669.74	-	-
Nov-24	\$ 669.74	-	-
Dec-24	\$ 669.74	-	-
Jan-25	\$ 669.74	-	-
Feb-25	\$ 669.74	-	-
Mar-25	\$ 669.74	-	-
Apr-25	\$ 669.74	-	-
May-25	\$ 669.74	-	-
Jun-25	\$ 669.74	-	-





Cash	
Average	\$31,844.76
Minimum	\$27,845.00
Maximum	\$35,685.00

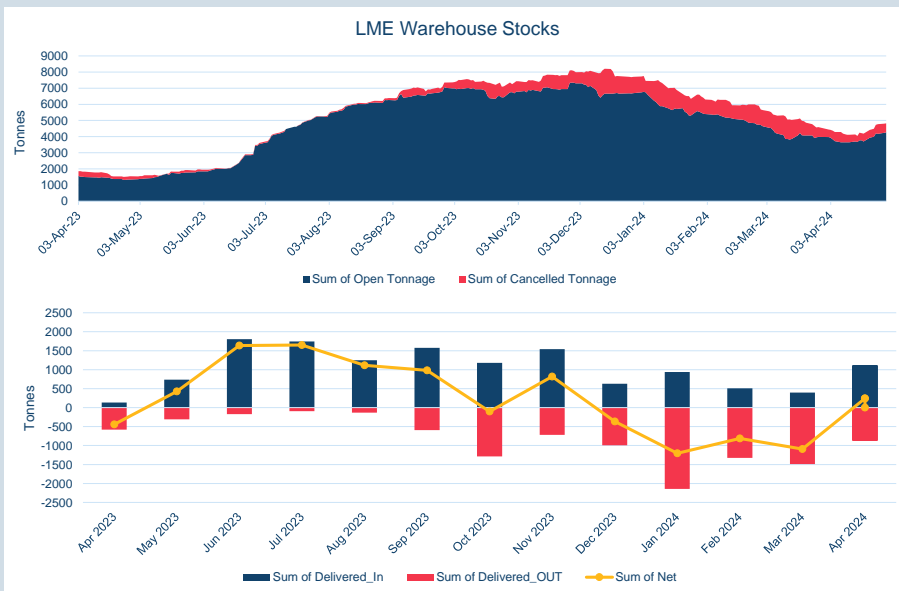
3M	
Average	\$31,710.24
Minimum	\$27,850.00
Maximum	\$35,325.00



Volume (ex UNA) Apr-2024	
Lots	154,399

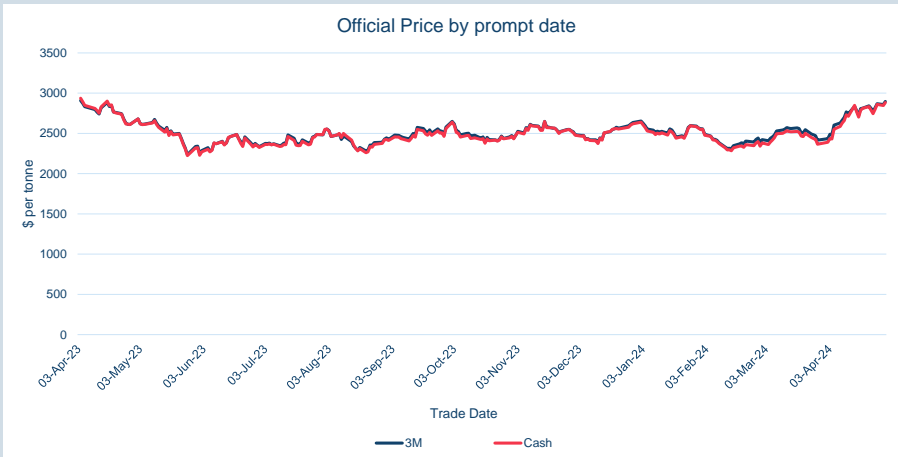
Volume (inc UNA) Apr-2024	
Lots	160,677
Tonnes	803,385

Volume Year To Date	
Lots	559,283
Tonnes	2,796,415



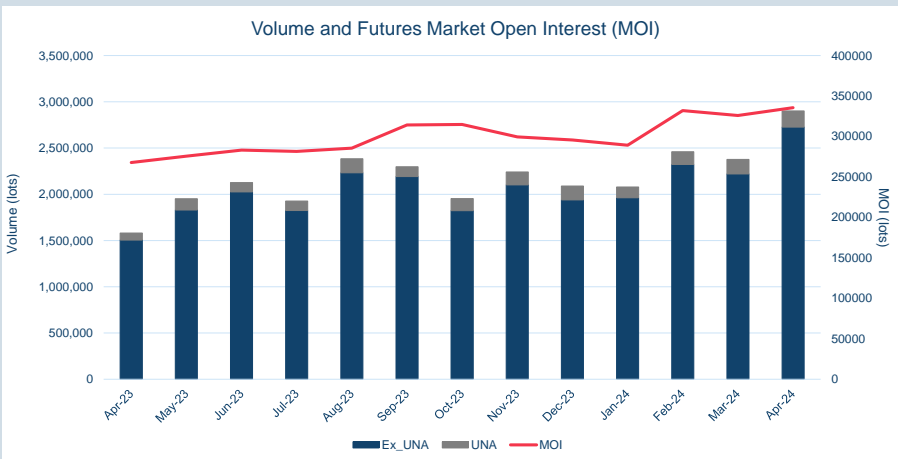
Warehouse Stock - Apr-24	
Delivered In	1,115
Delivered Out	-875
Net	240

Warehouse Stock - Year to Date	
Delivered In	2,960
Delivered Out	-5,835
Net	-2,875



Cash	
Average	\$2,730.52
Minimum	\$2,430.00
Maximum	\$2,924.50

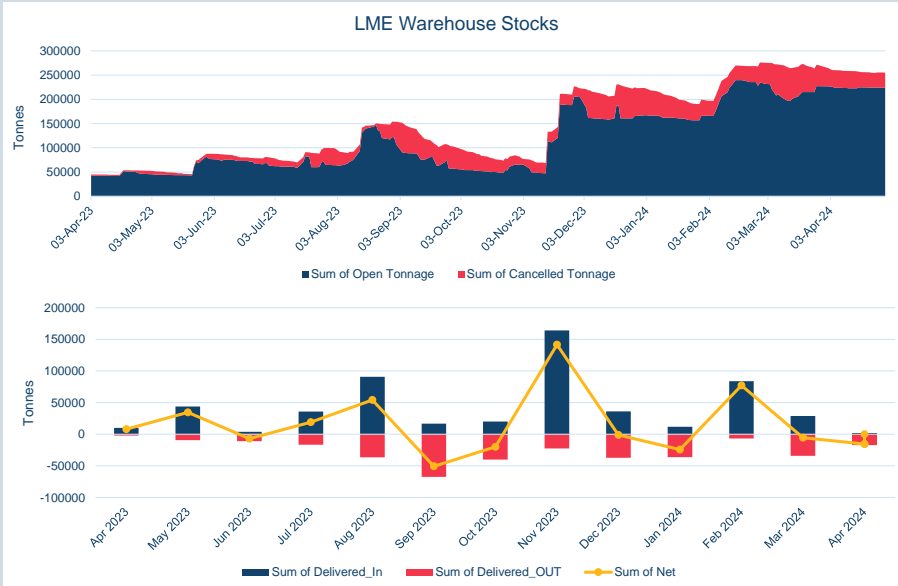
3M	
Average	\$2,755.19
Minimum	\$2,485.00
Maximum	\$2,931.50



Volume (ex UNA) Apr-2024	
Lots	2,725,862

Volume (inc UNA) Apr-2024	
Lots	2,900,310
Tonnes	72,507,750

Volume Year To Date	
Lots	9,816,490
Tonnes	245,412,250



Warehouse Stock - Apr-24	
Delivered In	1,525
Delivered Out	-17,175
Net	-15,650

Warehouse Stock - Year to Date	
Delivered In	126,100
Delivered Out	-94,450
Net	31,650